


# STATES



## Type FMS Semiflush-Mounted Test Switches



FMS 14-pole test switch



FMS 10-pole test switch

- Select from 1-10, 1-14, 1-30, or any combination of Test Switches
- Safe, durable, rugged and reliable
- Choice of black or clear covers with provision to apply seal
- UL Listed 
- CSA Certified 

### DESCRIPTION

The STATES Type FMS Semiflush-Mounted Test Switches provide a compact, versatile means to disconnect, test or measure devices and circuits in panelboards such as relays, metering, control circuits and other instrumentation applications. The FMS Switch works without instrument transformers being disconnected from secondary wiring.

The FMS Switch is the result of more than 60 years of experience in the design and manufacture of test switches. Many features are incorporated for safety, ease of use, durability and security.

### FEATURES AND BENEFITS

- **No downtime:** Measurements of voltage and current may be made without taking the device out of service.
- **Easy access:** All measurements and tests are performed at the front of the panelboard. This feature saves time and provides better safety and system security.
- **Secure:** The FMS 10, 14 & 30 pole deeper, wider, clear covers come with a “knockout” tab for a safety lock (not included), that can be used with our optional FMS Lockout Kit. Part No. FMSLOCK-1. The cover screws, which come standard, have a hole in the tip to insert the wire of a meter-type lead seal (not included). This will help deter unauthorized access to the switch.

- **Use standard plugs:** The test-clip feature allows connections using standard spring-clip test leads. Test connections also can be made using STATES Dual Circuit Plug (Part No. 15000) or Westinghouse standard Test Plugs.
- **Safe to use:** Current switches automatically short-circuit current transformer secondaries when the switches are opened for test-plug insertion.
- **Choice of operation:** To provide testing flexibility, the FMS Switches can be operated independently, or two or more can be connected using the yoking bar to perform specific testing requirements.
- **Cost-saving advantage:** The FMS 10-pole Test Switch can be used as a direct replacement for the ABB (Westinghouse) Type FT-1 Test Switch. You do not have to cut new holes or make any modifications.
- **Optional clear cover:** See at a glance if a switch blade is open or closed with the optional deeper, wider, clear cover. A deep ridge prevents the blade from opening or closing.

**Color Key:** k: Black b: Blue g: Green e: Orange r: Red w: White n: Brown y: Yellow

# STATES



Standard black and optional clear 10-pole covers



Deep ridge prevents a switch blade from opening or closing

Optional clear covers for STATES Type FMS Test Switch

Cover completely seals test switch

## SPECIFICATIONS

The FMS Switch base and cover is made of molded, flame-retardant ABS plastic, which provides a tough, flexible, insulated enclosure. Individual test switches are a knife-blade type and are separated by insulating barriers that are part of the molded base. Molded switch handles have a dovetail indentation to accept marker cards for circuit identification. The individual FMS Switch bases contain 10 or 14 positions and offer 1-10, 1-14 or 1-30 (consisting of 3 10-pole bases) combinations.

The current switches have the necessary make-before-break short-circuit feature. A hole is provided in each handle to allow insertion of a yoke bar to gang switch operations together.

Two types of connections are offered on the back of the FMS Test Switch. Screw terminals are standard. Stud connections are optional. To specify stud connections, refer to **Ordering Information**. Either connection is separated by molded insulating barriers. The width between barriers is sufficiently wide enough for a standard spin-tight tool to be inserted for installation or removal of wire.

## Covers

The FMS Test Switch comes standard with a black cover and the option of a clear cover. Both cover types completely seal the switches. Clear cover kits are also available to replace existing black covers, refer to **Ordering Information**.

## Color-coded handles

Unless otherwise specified, potential elements have red handles, and current elements have black handles. Additionally, the following other handle colors are available at extra cost: blue, orange, white, yellow, green and brown.

## Identification card holder

Each handle is slotted for insertion of an identification card for marking or coding. Cards are available under Part No. 680001.

## Recognized by UL & CSA

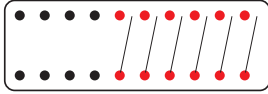
STATES Type FMS Test Switch is recognized by Underwriters Laboratories Inc., UL File E225664, with a rating of 600 volts, 20 amps, and is certified by CSA, Certificate 1281976. For additional information, go to [www.ul.com](http://www.ul.com).

**Color Key:** k: Black b: Blue g: Green e: Orange r: Red w: White n: Brown y: Yellow

# STATES


## FRONT VIEW 6-POLE

26-26-26-26-1-1-1-1-1-1



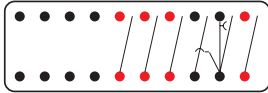
FMS-06A

26-26-26-26-2-2-2



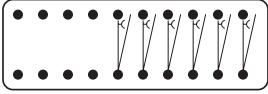
FMS-06B

26-26-26-26-1-1-1-10-1



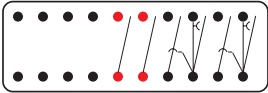
FMS-06C

26-26-26-26-9-9-9-9-9-9



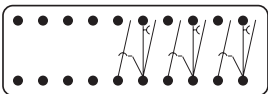
FMS-06D

26-26-26-26-1-1-10-10



FMS-06E

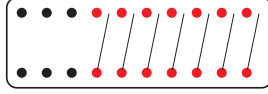
26-26-26-26-10-10-10



FMS-06F

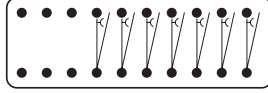
## 7-POLE

26-26-26-1-1-1-1-1-1-1



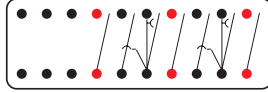
FMS-07A

26-26-26-9-9-9-9-9-9-9



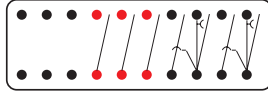
FMS-07B

26-26-26-1-10-1-10-1



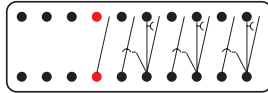
FMS-07C

26-26-26-1-1-1-10-10



FMS-07D

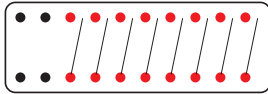
26-26-26-1-10-10-10



FMS-07E

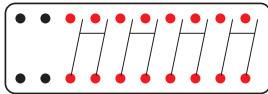
## 8-POLE

26-26-1-1-1-1-1-1-1-1



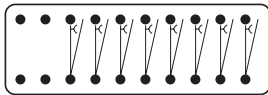
FMS-08A

26-26-2-2-2-2



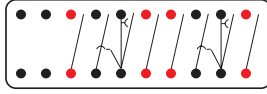
FMS-08B

26-26-9-9-9-9-9-9-9-9



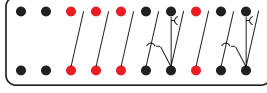
FMS-08C

26-26-1-10-1-1-10-1



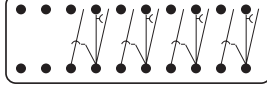
FMS-08D

26-26-1-1-1-10-1-10



FMS-08E

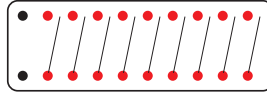
26-26-10-10-10-10



FMS-08F

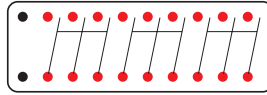
## 9-POLE

26-1-1-1-1-1-1-1-1-1



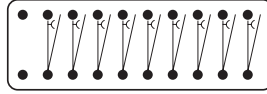
FMS-09A

26-16-16-16



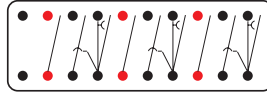
FMS-09B

26-9-9-9-9-9-9-9-9-9



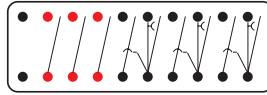
FMS-09C

26-1-10-1-10-1-10



FMS-09D

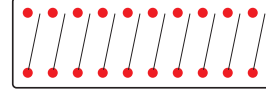
26-1-1-1-10-10-10



FMS-09E

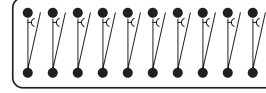
## 10-POLE

1-1-1-1-1-1-1-1-1-1



FMS-10A

9-9-9-9-9-9-9-9-9-9



FMS-10B

1-10-1-10-1-10-1



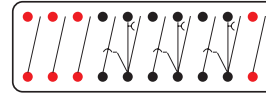
FMS-10C

1-1-1-1-10-10-10



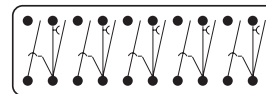
FMS-10D

1-1-1-10-10-10-1



FMS-10E

10-10-10-10-10



FMS-10F

# STATES

## FRONT VIEW

Part No.	ARRANGEMENT
<b>1 POLE</b>	
FMS-01A	26-26-26-26-26-26-26-26-1
FMS-01B	26-26-26-26-26-26-26-26-9
FMS-01C	1K-26-26-26-26-26-26-26-26
<b>2 POLE</b>	
FMS-02A	26-26-26-26-26-26-26-26-1-1
FMS-02B	26-26-26-26-26-26-26-26-2
FMS-02C	26-26-26-26-26-26-26-26-10
FMS-02D	26-26-26-26-26-26-26-26-9-9
FMS-02E	1K-1K-26-26-26-26-26-26-26-26
FMS-02F	26-26-26-1K-26-26-1K-26-26-26
FMS-02G	26-10-26-26-26-26-26-26-26
FMS-02H	26-26-26-26-26-10-26-26-26
FMS-02I	26-26-26-26-26-26-26-10-26
FMS-02J	26-26-26-26-26-26-26-26-1K-1K
FMS-02K	26-10R-26-26-26-26-26-26-26
FMS-02L	26-26-26-26-26-10R-26-26-26
FMS-02M	10-26-26-26-26-26-26-26-26
FMS-02N	2-26-26-26-26-26-26-26-26
<b>3 POLE</b>	
FMS-03A	26-26-26-26-26-26-26-1-1-1
FMS-03B	26-26-26-26-26-26-26-16
FMS-03C	26-26-26-26-26-26-26-9-9-9
FMS-03D	26-26-26-26-26-26-26-1-10
FMS-03E	26-26-26-26-26-26-26-1K-1K-1K
FMS-03F	16-26-26-26-26-26-26-26
FMS-03G	26-26-26-1K-1K-1K-26-26-26-26
FMS-03H	1-1-1-26-26-26-26-26-26
<b>4 POLE</b>	
FMS-04A	26-26-26-26-26-26-1-1-1-1
FMS-04B	26-26-26-26-26-26-2-2
FMS-04C	26-26-26-26-26-26-9-9-9-9
FMS-04D	26-26-26-26-26-26-1-10-1
FMS-04E	26-26-26-26-26-26-1-1-10
FMS-04F	26-26-26-26-26-26-10-10
FMS-04G	1-1-26-26-26-26-26-26-1-1
FMS-04H	1K-1K-1K-26-26-26-26-26-26-1K
FMS-04I	1K-26-26-26-26-26-26-1K-1K-1K
FMS-04J	26-26-1K-1K-1K-1K-26-26-26-26
FMS-04K	1K-1K-26-26-26-26-26-10-26
FMS-04L	1K-26-26-26-26-26-26-10-1K
FMS-04M	26-10-10-26-26-26-26-26
FMS-04N	26-26-26-26-26-10-10-26
FMS-04P	26-9-9-9-9-26-26-26-26-26
FMS-04Q	1K-26-26-26-26-26-26-10R-1K
FMS-04R	26-10R-10R-26-26-26-26-26
FMS-04S	26-26-26-26-26-10R-10R-26
FMS-04T	1K-1K-26-26-26-26-26-26-1K-1K
FMS-04U	1K-1K-1K-1K-26-26-26-26-26-26
FMS-04V	26-26-1-1-1-1-26-26-26-26
FMS-04W	1-1-1-1-26-26-26-26-26-26
FMS-04X	9-9-9-9-26-26-26-26-26-26
FMS-04Z	26-26-26-26-26-26-2-#10#
FMS-04A1	26-26-26-26-26-26-1K-1K-1K-1K
FMS-04AB	26-26-1-1-26-26-1-1-26-26
FMS-04AC	#1-1-1-1#-26-26-26-26-26-26
FMS-04AE	1K-1K-10-26-26-26-26-26-26
FMS-04AF	#6-6-6-9#-26-26-26-26-26-26
FMS-04AG	1E-1E-10-26-26-26-26-26-26
FMS-04AH	26-26-26-26-26-26-1-1-1-24

Part No.	ARRANGEMENT
<b>4 POLE Cont.</b>	
FMS-04AI	6-6-6-9-26-26-26-26-26-26
FMS-04AJ	1K-1K-26-26-26-26-26-26-1K-1
FMS-04AK	2-26-26-26-26-26-26-2
FMS-04AL	9-#6-6#-24-26-26-26-26-26-26
FMS-04AM	16-26-26-26-26-26-26-1
FMS-04AN	1Y-1Y-1Y-1Y-26-26-26-26-26-26
FMS-04AP	1G-1G-1G-1G-26-26-26-26-26-26
<b>5 POLE</b>	
FMS-05A	26-26-26-26-26-1-1-1-1-1
FMS-05B	26-26-26-26-26-1-2-2
FMS-05C	26-26-26-26-26-9-9-9-9-9
FMS-05D	26-26-26-26-26-1-10-1-1
FMS-05E	26-26-26-26-26-1-1-1-1-10
FMS-05F	26-26-26-26-26-10-1-10
FMS-05G	1K-1K-26-26-26-26-26-1K-1K-1K
FMS-05H	1K-1K-26-26-26-26-26-10-1K
FMS-05I	1K-10-1K-26-26-26-26-26-1K
FMS-05J	26-9-9-26-9-26-9-26-26-1K
FMS-05K	9-26-9-26-9-26-9-26-9-26
FMS-05L	#1-1-1-1#-1-26-26-26-26-26
FMS-05M	1K-1K-26-26-26-26-26-10-1
FMS-05N	1B-1B-1B-1B-1B-26-26-26-26-26
FMS-05P	10-9-26-26-26-26-26-1K-1K
<b>6 POLE</b>	
FMS-06A	26-26-26-26-1-1-1-1-1-1
FMS-06A1	26-26-26-26-1K-1K-1K-1K-1K-1K
FMS-06B	26-26-26-26-2-2-2
FMS-06C	26-26-26-26-1-1-1-10-1
FMS-06D	26-26-26-26-9-9-9-9-9-9
FMS-06E	26-26-26-26-1-1-10-10
FMS-06F	26-26-26-26-10-10-10
FMS-06G	1K-1K-1K-1K-26-26-26-26-1K-1K
FMS-06H	1K-1K-1K-26-26-26-26-1K-1K-1K
FMS-06I	26-26-26-1K-1K-1K-1K-1K-26
FMS-06J	1K-26-26-26-26-1K-1K-10-1K
FMS-06K	1K-1K-26-26-26-26-9-10-1K
FMS-06L	1K-26-26-26-26-10-10-1K
FMS-06M	9-26-9-26-9-26-26-9-9-9
FMS-06N	26-10-26-10-26-10-26
FMS-06P	26-26-9-9-9-9-9-26-26
FMS-06Q	26-26-26-10-10-10-26
FMS-06R	26-26-26-9-9-9-9-9-26
FMS-06S	1K-26-26-26-26-1K-1K-10R-1K
FMS-06T	26-26-26-10R-10R-10R-26
FMS-06U	26-9-9-9-26-26-1-1-1-26
FMS-06V	26-26-26-26-2K-2K-2K
FMS-06W	26-26-10-2-2-26-26
FMS-06X	26-26-26-10KE-10KG-10KR-26
FMS-06Y	1K-1K-1K-1K-1K-1K-26-26-26-26
FMS-06Z	26-26-1-1-9-9-9-9-26-26
FMS-06AB	26-2-26-2-26-2-26
FMS-06AC	26-26-26-26-#1-1-1-1-#-#10#
FMS-06AD	26-1-1-26-1-1-26-10-26
FMS-06AE	26-1-1W-26-1-1W-26-1-1W-26
FMS-06AF	10-10-10-26-26-26-26
FMS-06AG	#1-1-1-1#-2-26-26-26-26
FMS-06AH	16-1-2-26-26-26-26
FMS-06AJ	2K-1-1Y-1B-1W-26-26-26-26
FMS-06AK	2K-2K-2K-26-26-26-26
FMS-06AL	26-26-26-26-10-1B-1B-2

**Color Key:** k: Black b: Blue g: Green e: Orange r: Red w: White n: Brown y: Yellow

# STATES

## FRONT VIEW

Part No.	ARRANGEMENT
<b>6 POLE Cont.</b>	
FMS-06AM	16Y-26-26-26-26-16B
FMS-06AN	1B-1B-1-1-1-1-26-26-26-26
FMS-06AO	1B-1B-1-1-1Y-1Y-26-26-26-26
FMS-06AP	1K-1K-1K-1-1-1K-26-26-26-26
FMS-06AQ	16-26-26-26-26-16
FMS-06AR	1-1-1-1-2K-26-26-26-26
FMS-06AS	1-1-1-1-1-1-26-26-26-26

### 7 POLE

FMS-07A	26-26-26-1-1-1-1-1-1-1
FMS-07B	26-26-26-9-9-9-9-9-9-9
FMS-07C	26-26-26-1-10-1-10-1
FMS-07D	26-26-26-1-1-1-10-10
FMS-07E	26-26-26-1-10-10-10
FMS-07F	1K-1K-1K-1K-26-26-1K-1K-1K-26
FMS-07G	1K-1K-1K-1K-26-26-26-1K-1K-1K
FMS-07H	26-1K-1K-1K-1K-1K-1K-1K-26-26
FMS-07I	1K-26-26-1K-1K-1K-1K-1K-26
FMS-07J	1K-26-26-1K-1K-1K-26-1K-1K-1K
FMS-07K	1K-1K-1K-1K-1K-26-26-10-26
FMS-07L	1K-1K-26-26-26-10-1K-1K-1K
FMS-07M	1K-10-1K-26-26-26-1K-1K-1K
FMS-07N	1K-1K-9-26-9-26-9-26-1K-1K
FMS-07P	1K-1K-1K-26-26-10-10-26
FMS-07Q	1K-1K-26-26-26-10-10-1K
FMS-07R	1K-9-9-26-9-26-9-26-1K-1K
FMS-07S	26-26-26-9-10-10-10
FMS-07T	26-26-26-1-1-1-1-10-1
FMS-07U	26-26-26-1-#10#-1-#10#-1
FMS-07V	1K-1K-1-1-1-1-1-26-26-26
FMS-07W	1K-1K-1K-1K-1K-1K-1K-26-26-26
FMS-07X	26-26-26-24-1-1-10-10
FMS-07Y	1-1-1-26-10-26-26-10
FMS-07Z	1-10-10-10-26-26-26
FMS-07AB	1-1-1-1-1-1-1-26-26-26
FMS-07AC	10-10-10-9-26-26-26
FMS-07AD	26-26-9-10-10-10-26
FMS-07AE	1-1-26-26-1-1-26-10-9
FMS-07AF	26-26-26-1-24-1-10-10
FMS-07AG	10R-10R-10R-9R-26-26-26

### 8 POLE

FMS-08A	26-26-1-1-1-1-1-1-1-1
FMS-08B	26-26-2-2-2-2
FMS-08C	26-26-9-9-9-9-9-9-9-9
FMS-08D	26-26-1-10-1-1-10-1
FMS-08E	26-26-1-1-1-10-1-10
FMS-08F	26-26-10-10-10-10
FMS-08G	26-10-10-10-10-26
FMS-08H	1K-1K-1K-1K-1K-26-26-1K-1K-1K
FMS-08I	1K-1K-1K-1K-26-26-1K-1K-1K-1K
FMS-08J	1K-26-26-1K-1K-1K-1K-1K-1K-1K
FMS-08K	1K-1K-1K-1K-1K-26-26-10-1K
FMS-08L	1K-1K-1K-26-26-10-1K-1K-1K
FMS-08M	1K-1K-1K-1K-26-10-10-26
FMS-08N	1K-1K-26-9-9-9-26-1K-1K
FMS-08P	1K-1K-26-10-10-26-1K-1K
FMS-08Q	1K-10-1K-26-26-1K-10-1K
FMS-08R	26-26-1K-1K-1K-10-10-1K
FMS-08S	26-10-10-10-1K-1K-26
FMS-08T	26-10-10-10-26-1K-1K
FMS-08U	1K-26-9-10-10-10-26

Part No.	ARRANGEMENT
<b>8 POLE Cont.</b>	
FMS-08V	9-9-9-9-26-26-9-9-9-9
FMS-08W	26-9-9-9-9-9-9-9-9-26
FMS-08X	1B-1B-1B-1B-26-26-1B-1B-1B-1B
FMS-08Y	1K-1K-26-10R-10R-26-1K-1K
FMS-08Z	1K-10R-1K-26-26-1K-10R-1K
FMS-08AB	10-10-10-10-26-26
FMS-08AC	1-1-1-1-26-26-1-1-1-1
FMS-08AD	26-26-#1-9-10-10-10-10
FMS-08AE	26-9-9-9-9-9-26-1K-1K
FMS-08AF	26-26-1-1K-1B-1B-1B-1B-1B-1B
FMS-08AG	26-26-1E-1E-1E-1E-1E-1E-1E-1E
FMS-08AH	26-26-10-10-10-1-1
FMS-08AI	1-1-1-24-26-26-1-1-1-24
FMS-08AJ	26-10R-10R-10R-10R-26
FMS-08AK	26-26-1-1-1-1-1-1-1G-1G
FMS-08AL	10-10-10-2-26-26
FMS-08AM	26-26-1-1-10-10-10
FMS-08AN	26-26-9-9-9-#6-6-6-6#-24
FMS-08AP	1K-1K-2K-1-1Y-1B-1W-26-26
FMS-08AQ	2K-2K-2K-2K-26-26
FMS-08AR	1B-1B-1B-1B-1B-1B-1B-26-26
FMS-08AS	10-10-1G-1-1-1-26-26
FMS-08AT	26-1-1-1Y-1Y-1Y-1Y-1Y-1Y-26
FMS-08AU	2K-2K-2K-1-1-26-26
FMS-08AV	10-10-10-1-1-26-26
FMS-08AW	26-26-1-1-1-1-10-10
FMS-08AX	1K-1K-1K-1K-26-26-1K-1K-1K-1
FMS-08AZ	1B-1B-1-1-#6-6-6#-9-26-26
FMS-08XY	1K-1-1-10-10-26-26-1
FMS-08BA	1K-1K-1K-1-1-1-1-1K-26-26
FMS-08BB	26-26-2-16-16
FMS-08BC	26-10-10B-10R-10E-26
FMS-08BD	10-10-10-26-26-2
FMS-08BE	26-10EK-10EK-10EK-10EK-26
FMS-08BF	10-10-10-26-26-1K-1K

### 9 POLE

FMS-09A	26-1-1-1-1-1-1-1-1-1
FMS-09AB	10-10-10-9-26-1K-1K
FMS-09AC	26-10-10-10-10-1
FMS-09AD	1-1-26-10-10-10-24
FMS-09AE	1K-1K-1K-26-10-10-10
FMS-09AF	10R-10R-10R-9R-26-10R
FMS-09B	26-16-16-16
FMS-09C	26-9-9-9-9-9-9-9-9-9
FMS-09D	26-1-10-1-10-1-10
FMS-09E	26-1-1-1-10-10-10
FMS-09F	1K-1K-1K-1K-26-1K-1K-1K-1K-1K
FMS-09G	1K-1K-26-1K-1K-1K-1K-1K-1K-1K
FMS-09H	1K-1K-1K-1K-1K-26-10-9-1K
FMS-09I	1K-1K-1K-1K-1K-10-10-26
FMS-09J	1K-1K-1K-1K-26-10-10-1K
FMS-09K	1K-1K-26-10-10-10-1K
FMS-09L	9-10-10-10-10-26
FMS-09M	1-10-10-10-10-26
FMS-09N	26-#1-1-1-#10-10-10-10
FMS-09P	16-10-10-10-26
FMS-09Q	1B-1B-1B-1B-1B-1B-1B-1B-26
FMS-09R	26-16K-16K-16K
FMS-09S	9-9-9-#6-6-6-6#-9-9-26
FMS-09T	1-1-1-10-10-10-26
FMS-09U	#10-10-10#-26-16

**Color Key:** **k:** Black **b:** Blue **g:** Green **e:** Orange **r:** Red **w:** White **n:** Brown **y:** Yellow

# STATES

## FRONT VIEW

### Part No. 9 POLE Cont.

### ARRANGEMENT

FMS-09V	1-1K-1K-1K-1K-1K-1K-10-26
FMS-09W	10-26-1-10-10-10
FMS-09X	1-1G-1-26-10-10-10
FMS-09Y	#1K-1K-1K-1K#-#6-6-6-6#-24-26
FMS-09Z	2-26-9-10-10-10

### 10 POLE

FMS-10A	1-1-1-1-1-1-1-1-1-1
FMS-10A1	1K-1K-1K-1K-1K-1K-1K-1K-1K-1K
FMS-10A2	1B-1B-1B-1B-10-10-10
FMS-10A3	10-1-1-1-1-1-1-1-1-1
FMS-10AB	1-10-10-10-10-1
FMS-10AC	10-9-9-9-9-9-9-1-1
FMS-10AD	10-10-10-1K-1K-1K-1
FMS-10AE	#1-1-1-1-1#-1-1-1-1-1-1
FMS-10AF	1-1-1-10-10-1-1-1
FMS-10AG	10-1K-1K-1K-1K-1K-1K-1K-1
FMS-10AH	1E-1E-1E-1E-1E-1E-1E-1E-1E-1E
FMS-10AJ	1-1-1K-1K-1K-1K-1K-1K-1-1
FMS-10AK	1-1K-1-1K-1K-1K-1K-1-1K-1
FMS-10AL	1E-1E-1-1-1-1-1K-1K-1K-1K
FMS-10AM	2-1-1-10-10-10
FMS-10AN	6-6-6-9/6-6-90-1K-1K
FMS-10AP	1K-1-1K-1-1K-1-1K-1K-1K-1K
FMS-10AQ	1-1-1-1E-1E-1E-1E-1E-1E-1E
FMS-10AR	1B-1B-10-10-10-10G
FMS-10AS	1-1K-1B-1B-10-10-10
FMS-10AT	1E-1E-1E-1E-10-10-10
FMS-10AU	1-1K-10-10-10-10
FMS-10AV	1W-1B-1B-1E-1E-1E-1E-1E-1E-1E
FMS-10AW	1W-1E-1E-1E-10-10-10
FMS-10AX	1G-1G-1G-1G-1G-1W-1W-1W-1W-1W
FMS-10AY	2K-2K-2K-#1K-1K-1K-1K#
FMS-10AZ	#1K-1K-1K-1K#-13-13-13
FMS-10B	9-9-9-9-9-9-9-9-9-9
FMS-10BA	1B-1B-1B-1B-1B-1B-1B-1B-1K-1K
FMS-10BC	1-13-1-13-1-13-1
FMS-10BD	1Y-1K-1K-1K-1K-1K-1K-1K-2K
FMS-10BE	2K-1B-1B-1B-1B-1B-2K
FMS-10BF	1Y-1-1-1-1-1-1-1-1-1
FMS-10BG	1K-1W-10-10-10-2
FMS-10BH	1-1-1-1G-10-10-10
FMS-10BI	1W-1W-10-10-10-10
FMS-10BJ	1-1-1-1G-1Y-1B-1Y-1E-1E-1Y
FMS-10BK	1W-1W-1-1-1Y-1B-1Y-1E-1E-1K
FMS-10BL	1W-1W-1E-1E-10-10-10
FMS-10BM	1K-1Y-1Y-1K-10-10-10
FMS-10BN	1W-1W-1Y-1E-10-10-10
FMS-10BO	2-2-2-2Y-2Y
FMS-10BP	2Y-2Y-2Y-2Y-2
FMS-10BQ	2-2-2W-2W-2BN
FMS-10BR	2Y-2-2-2-2
FMS-10BS	2-2-2-2-2BN
FMS-10BT	2Y-2Y-2-2-2BN
FMS-10BU	1W-1W-1-1-1-1G-1K-1K-1K-1Y
FMS-10BV	1W-1W-1E-1E-1Y-1Y-1B-1B-1Y-1W
FMS-10BW	1W-1W-1Y-1K-1K-1K-1K-1K-1K-1K
FMS-10BX	1W-1Y-1Y-1E-10-10-10
FMS-10BY	1W-1W-1K-1K-1K-1K-1K-1K-1K-1K
FMS-10BZ	1K-1Y-1Y-1Y-10-10-10
FMS-10C	1-10-1-10-1-10-1
FMS-10C1	1K-10-1K-10-1K-10-1K

### Part No. 10 POLE Cont.

### ARRANGEMENT

FMS-10CA	6-6-6-9-1-6-6-6-9-1
FMS-10CB	1K-1K-1K-1K-1E-1E-1E-1E-1E-1E
FMS-10CD	#1-1-10-1-10-1-10#
FMS-10CE	1E-1E-1E-1E-1E-1E-1E-1W-1W
FMS-10CF	10B-10B-10B-1K-1K-1K-1K
FMS-10CG	10Y-10Y-10Y-10G-1K-1K
FMS-10CH	1K-1K-1-1-10E-10E-10E
FMS-10CI	10Y-10Y-10Y-1K-1K-1K-1K
FMS-10CJ	1-1K-1B-10R-10-10B-1W
FMS-10CK	1B-10R-1B-10R-1B-10R-1B
FMS-10CL	#1K-1K-1K-1K#-2K-2K-2K
FMS-10CM	#10-10-10#-1K-1K-1K-1K
FMS-10CN	#10#-1K-1K-1K-1K-1K-1K-2K
FMS-10CO	1-1K-1K-1K-1K-1K-1K-1-1
FMS-10CP	1K-1K-1K-1K-1K-1K-10R-1K
FMS-10CQ	1W-1W-1Y-1B-10-10-10
FMS-10CR	1K-1Y-1Y-1E-10-10-10
FMS-10CS	1-9-9-9-9-9-9-9-1
FMS-10CT	16-10-10-10-1
FMS-10CU	1B-1B-1G-1G-1W-1W-1Y-1Y-1Y-1Y
FMS-10CV	1W-1W-1Y-1Y-1Y-1Y-1Y-1Y-1Y-1Y
FMS-10CW	1Y-1Y-1Y-1Y-1K-1K-1-1-1-1
FMS-10CX	1K-1-1-1-1-1-1-1-1-1
FMS-10CY	10Y-10Y-10Y-10Y-10Y
FMS-10CZ	1B-1B-1B-10Y-10Y-10Y-1B
FMS-10D	1-1-1-1-10-10-10
FMS-10DA	1K-1K-1K-10Y-10Y-10Y-1K
FMS-10DB	1K-1K-1K-1K-1K-1K-1K-10Y-1K
FMS-10DC	1E-1E-1E-1E-1E-1E-1Y-1Y-1Y-1Y
FMS-10DE	1K-1K-1K-1K-1B-1B-1B-1B-1B
FMS-10DF	10R-10R-10R-1K-1K-1K-1K
FMS-10DG	1-1-1-1K-1K-1K-1K-1-1-1
FMS-10DH	10R-1K-1K-10-10-10
FMS-10DI	#10-10-10#-10-2K
FMS-10DJ	#1K-1K-1K-1K#-1-1-1-1-1-1
FMS-10DK	1Y-1B-1B-1B-1B-1B-1B-2K
FMS-10DL	1B-1B-1B-10R-10R-10R-1B
FMS-10DM	1E-1W-1K-1K-1K-1K-1K-1K-1K
FMS-10DN	1-1K-1K-10-10-10-1K
FMS-10DO	10B-10B-10B-10B-1W-1W
FMS-10DP	1Y-1Y-1Y-1Y-1Y-1Y-1-1-1K-1K
FMS-10DQ	1K-1K-1-1-1K-1K-1K-1E-1E
FMS-10DR	10-10-10-1E-1E-1E-1E
FMS-10DS	10-10-10-1-1K-1B-1B
FMS-10DT	1K-1K-1K-1K-1K-1K-10R-10R
FMS-10DU	1-1-1W-1K-1B-1B-1-1-1-1
FMS-10DV	1-1W-1W-1W-1W-1K-1K-1K-1K-1K
FMS-10DW	10W-10W-10W-1W-1W-1W-1W
FMS-10DX	10-9-9-9-9-9-9-9-9
FMS-10DY	9-9-9-9-1-1-1-1-1-1
FMS-10DZ	1-1-1-1-2K-#1K-1K-1K-1K#
FMS-10E	1-1-1-10-10-10-1
FMS-10E1	1K-1K-1K-10-10-10-1K
FMS-10E2	10-10-10-1-1-1-1
FMS-10E3	10-10-10-10-1-1
FMS-10E4	1K-10-10-10-10-1K
FMS-10EA	9-9-9-9-9-9-1K-1K-1K-1K
FMS-10EB	1-1-1-1-2K-1K-1K-1K-1K
FMS-10EC	1W-1K-1B-1B-1B-1B-1B-1-1
FMS-10F	10-10-10-10-10
FMS-10FA	1-1K-1K-1K-1K-1K-1K-1K-1K
FMS-10FB	1K-1K-10-10-10-1-1

**Color Key:** k: Black b: Blue g: Green e: Orange r: Red w: White n: Brown y: Yellow

# STATES

## FRONT VIEW

Part No. 10 POLE Cont.	ARRANGEMENT
FMS-10FC	1K-1K-1K-1K-1K-1K-1K-1K-1-1
FMS-10FE	10E-10E-10E-10E-10E
FMS-10FF	10-10-10-1K-1K-1K-1K
FMS-10FG	1-1-1-1-1-1-1-10-1
FMS-10FH	1K-1K-1K-1K-1K-1K-1K-10-1
FMS-10FI	1-10-10-10-10-1K
FMS-10FJ	1K-1K-10-1K-1K-1K-1K-1K-1K
FMS-10FK	1K-1K-1K-10-10-10-1
FMS-10FL	1-1K-1K-10-1K-1K-10-1K
FMS-10FM	1-10-10-10-1K-1K-1K
FMS-10FN	1B-1B-10-10-10-10
FMS-10FP	1-1-10-10-10-10
FMS-10FQ	# 1-1-1 # -10-10-10-1
FMS-10FR	1K-1K-1K-1K-1K-1K-10-1K-1K
FMS-10FS	1-1G-10-10-10-10
FMS-10FT	1B-1B-1B-1B-1B-1B-1K-1K-1W-1W
FMS-10FU	1B-1B-1B-1B-1K-1K-1K-1K-1W-1W
FMS-10FV	1K-1K-1K-1K-1-1-1K-1K-1K-1K
FMS-10FW	1K-1K-1K-1K-1K-1K-1K-1K-10R
FMS-10FX	1K-1K-1K-1K-1K-1K-1K-1K-1K - 1
FMS-10FY	1-1K-1K-1K-1K-1K-1K-1K-1K-1
FMS-10FZ	10-10-10-10-2
FMS-10G	10-10-10-10-1K-1K
FMS-10GA	1-1-1-1-1-1-1K-1K-1K-1K
FMS-10GB	1K-1K-1K-1K-1K-1K-1K-1K-10
FMS-10GC	10-10-10-1B-1B-1B-1B
FMS-10GD	1E-1G-1-1K-1E-1K-1K-1K-1K-1K
FMS-10GE	1E-1G-1-1K-1K-1E-1G-1-1K-1K
FMS-10GF	1E-1G-1-10KE-10KG-10KR-1K
FMS-10GH	1E-1E-1E-10-10-10-1G
FMS-10GI	1-1-1-24-10-10-10
FMS-10GJ	1K-1-1K-1K-1-1K-1K-1-1K-1K
FMS-10GK	1K-1K-1K-1K-10-10-10
FMS-10GL	1K-1K-1K-1K-1-1-1-1-1-1
FMS-10GM	1-1-1K-1K-1K-1K-1K-1K-1K-1K
FMS-10GN	1K-1K-1K-1K-1K-1K-1K-1K-1B-1B
FMS-10GP	1-1-1-1-1-1-1B-1B-1B-1B
FMS-10GQ	#6-6-6-24#-#6-6-6-24#-1-1
FMS-10GR	1B-1B-1B-1B-1B-1B-1K-1K-1K-1K
FMS-10GS	1K-1K-10-10-10-10
FMS-10GT	1B-1B-1B-1B-1B-1B-1B-1B-1B
FMS-10GU	10-1B-1B-1B-1B-1B-1B-1B-1B
FMS-10GV	2K-10-10-10-10
FMS-10GW	1-1-13R-1-1K-1K-1K-1K-1K
FMS-10GX	1K-1B-1-1W-10-10BB-10RR
FMS-10GY	1K-1K-10R-10R-10R-10R
FMS-10GZ	1K-10-10-10-10-1
FMS-10HA	6-6-6-24-1-1-1-1-1-1
FMS-10HB	6-6-6-24-10-10-10
FMS-10HC	#6-6-6-#-1K-1-1-1-1-1-1
FMS-10HD	1K-1K-1K-10-10-10-9
FMS-10HE	2-2-2-2-2
FMS-10HF	1B-1B-6B-1B-1B-1B-6B-1B-1B
FMS-10HG	1-1-1-24-1B-1B-1B-1B-1B-1B
FMS-10HI	10-10-1-1-1-1-1-1
FMS-10HJ	#1-1-1-1#-10-10-10
FMS-10HK	1E-1E-10-10-10-10
FMS-10HL	10-10-10-10R-10R
FMS-10HM	1-10R-1Y-10Y-1B-10B-1K
FMS-10HN	1K-1K-1K-1K-1K-1K-1K-1K-#1K-1K#
FMS-10HP	#1-1-1-1-10-10-10#
FMS-10HQ	1-1-1-1-1-10-10-1

## FRONT VIEW - 10-POLE

Part No. 10 POLE Cont.	ARRANGEMENT
FMS-10HR	1K-1K-10-10-10-1K-1K
FMS-10HT	#1-1-1-1-1-1-1-1-1-1
FMS-10HU	1-1-1-1-1-1-9-9-9-9
FMS-10HV	1-9-9-9-9-9-9-9-9
FMS-10HW	1-#10#-1-#10#-1-#10#-1
FMS-10HY	1K-1K-1K-1K-1K-1-1K-1-1K-1
FMS-10HZ	1K-1K-1K-1K-1K-1K-1-1-1-1
FMS-10I	9-1K-1K-1K-1K-1K-1K-1K-1K-1K
FMS-10J	1K-1K-1K-1K-1K-1K-1K-10-1K
FMS-10JA	24-1-1-1-10-10-10
FMS-10JB	10-10-10-1Y-1B-1B-1B
FMS-10JC	10-10-10-1E-1B-1B-1B
FMS-10JD	10-10-10-10W-1-1
FMS-10JE	10-10-10-10W-1E-1E
FMS-10JF	1B-1B-1B-1B-1G-1G-1E-1E-1-1
FMS-10JG	1-1K-1-1K-1-1K-1-1K-1-1K
FMS-10JH	1-1K-1K-1K-1K-1K-1K-1K-1K-1E
FMS-10JI	10-10-10-1B-1B-1-1
FMS-10JJ	1-1-1-1-1K-1K-1K-1K-1K-1K
FMS-10JK	10-1K-1K-1K-1K-1K-1K-1K-1K
FMS-10JL	16-16-10-10
FMS-10JM	1B-1G-1E-1-1W-1B-1G-1Y-10
FMS-10JN	1K-1K-1K-24-10-10-10
FMS-10JP	9-9-9-9-#-6-6-6-6-#9-9
FMS-10JQ	1-1K-1B-1B-1B-1B-1B-10G
FMS-10JR	1W-1E-1E-1E-1E-1E-1E-1E-1E
FMS-10JS	1-1K-1B-1B-1B-1B-1B-1B-1B
FMS-10JT	1-1K-1B-1B-1B-1-1K-1B-1B-1B
FMS-10JU	1K-1K-1K-1K-1K-1K-1K-1-1-1
FMS-10JV	1B-10-10-10-10-1B
FMS-10JW	16-24-1-24-1E-1E-1G-1G
FMS-10JX	1-1K-1K-1K-1K-1K-1K-1E-1-1
FMS-10JY	10-9-9-1K-1K-1K-1K-1K-1K
FMS-10JZ	1-1K-1E-1E-1E-1E-1-1-10
FMS-10K	1K-1K-1K-1K-1K-1K-9-10-1K
FMS-10KA	1K-1K-1K-1K-1K-1K-1K-2
FMS-10KB	1-1-1-10-1-1-1-1-1
FMS-10KC	2K-1K-1K-1K-1K-1K-1K-1K
FMS-10KD	10-10-10-9-1-1-1
FMS-10KE	#1K-1K-1K-1K#-1-2-1-1-1
FMS-10KF	2-1-1-1-1-1-1-1-1
FMS-10KG	2-1-1-1-1-1-1-2K
FMS-10KH	1-1-1W-1W-1-1E-1-1-1-1
FMS-10KI	2-2-1-1-1-1W-1W-1
FMS-10KJ	2-1B-1B-1-1W-1-1-1-1
FMS-10KL	2-1-1W-1-1-1-1-1-1
FMS-10KM	2-1-1Y-1-1-1-1-1-1
FMS-10KN	1E-1-1W-1W-1W-1-1-1-1-1
FMS-10KO	2-1-1-1-1-1-1W-1W-1
FMS-10KP	#1-1-1-1#-2K-1-1-1-1
FMS-10KQ	1-1KU-1KU-1KU-1KU-1K-1K-1K-1K
FMS-10KR	1-1K-9-10-10-10-1K
FMS-10KS	1K-1-1-1-10-10-10
FMS-10KT	10R-10R-10R-9R-1-1-1
FMS-10KU	10R-10R-1-1-1-1-1-1
FMS-10KV	10R-10R-10R-1-1-1-1
FMS-10KW	1-16-10-10-10
FMS-10KX	#10-10-10-10-10#
FMS-10KY	1-1K-1E-1E-1E-1E-1E-1E-1E
FMS-10KZ	1-1K-1E-1E-1E-1E-1E-1-1
FMS-10L	1K-1K-1K-1K-1K-10-10-1K
FMS-10LA	#6-6-6-9#-#10#-2-1-1

**Color Key:** k: Black b: Blue g: Green e: Orange r: Red w: White n: Brown y: Yellow

# STATES

## FRONT VIEW

Part No. 10 POLE Cont.	ARRANGEMENT
FMS-10LB	1K-1K-1K-1K-1-1-1-1K-1K-1K
FMS-10LC	1-10-10-10-1-1-1
FMS-10LD	1-1-1-1-1-1-10-10
FMS-10LE	1K-1K-1K-1K-1K-1K-10-10
FMS-10LF	10-10-1-1-1-1B-1B-1B
FMS-10LG	10-9-9-9-9-9-9-1K-1K
FMS-10LH	10-1-24-1B-1B-1B-1B-1B-1B
FMS-10LI	1-1K-1-1-1K-1-1-1K-1-1
FMS-10LJ	1-1K-13E-1-1-1-1-1-1
FMS-10LK	1-1-1-9-10-10-10
FMS-10LM	1-1K-13E-1-1K-13E-1-1
FMS-10LN	16-1-1-1-1-1-1-1-1
FMS-10LP	1K-1K-1K-10-1K-1K-1K-1K-1K
FMS-10LQ	1K-1-1W-1K-1-1W-1K-1-1W-1K
FMS-10LR	1-1-1-10-10-10-1W
FMS-10LS	10-9-9-1-1-1-1-1-1
FMS-10LT	2-10-10-10-10
FMS-10LU	1B-1B-1B-1B-1K-1K-1K-1K-1K-1K
FMS-10LV	1-1-1K-10-10-10-9
FMS-10LW	2Y-2Y-2Y-2Y-2Y
FMS-10LX	1W-1W-1W-10EK-10EK-10EK-1W
FMS-10LY	1-2-2-2-16
FMS-10LZ	1-10-10-10-16
FMS-10M	1K-1K-1K-10-1K-1K-10-1K
FMS-10MA	1-1-1-24-1-24-10-10 (#24 with jaws)
FMS-10MB	10-10-1B-1B-1B-1B-1B-1B
FMS-10MC	1-1-1-1-1-1-1-1-1B-1B
FMS-10MD	1K-24-1K-#10R#-#10R#-#10R#-9W
FMS-10ME	1-10-1-1-1-1-10-1
FMS-10MF	10-10-10-1G-1-1-1
FMS-10MG	1K-1-1B-1B-1Y-1Y-1G-1-1-1
FMS-10MH	1N-1W-1B-1B-1G-1K-1Y-1Y-1K-1K
FMS-10MI	1K-1Y-1B-1B-1Y-1Y-1N-1W-1K-1K
FMS-10MJ	10-10-10-1N-1Y-1W-1W
FMS-10MK	10-10-10-1N-1N-1W-1W
FMS-10ML	1K-1K-1K-1K-1K-1K-1-1K-1
FMS-10MM	1-10KW-1E-10KW-1B-10GW-1Y
FMS-10MN	10-10-10-10-1B-1B
FMS-10MP	1-1-1-1-1K-1K-1K-1G-1-1K
FMS-10MQ	#10-10-10#-#1K-1K-1K-1K#
FMS-10MR	1Y-1K-1K-1K-1K-1K-1-1-1
FMS-10MS	2K-1K-1Y-1B-1B-1K-1-1-1
FMS-10MT	#1K-1K-1K-1K#-1K-1K-1K-1K-1K
FMS-10MU	1Y-1K-1K-1K-1K-1K-1K-1K-1
FMS-10MV	1K-10-10-10-1K-1K-1
FMS-10MW	1-1-1-1-1-1-1-1-1K-1K
FMS-10MX	1-2-2-2-2-1
FMS-10MY	1B-1B-1K-1K-1K-1K-1K-1K-1K
FMS-10MZ	1-1-1-1-1-1-1-1K-1K-1K
FMS-10N	1K-10-1K-1K-1K-10-1K
FMS-10NA	1-1K-1K-1K-1K-1K-1K-10-1K
FMS-10NB	1N-1W-1B-1B-1G-1W-1Y-1Y-1W-1W
FMS-10NC	9-10-10-10-10-9
FMS-10ND	1K-1-1K-1-1K-1K-1K-1K-1K
FMS-10NE	9-9-9-9-9-9-9-10
FMS-10NF	1K-1-1K-1-1K-1-1K-1-1K-1
FMS-10NG	#6-6-6-24-1#-#6-6-6-24-1#
FMS-10NH	1-1-1-10-10-10-9
FMS-10NI	10B-10B-1B-1B-1B-1B-1B-1B
FMS-10NJ	1B-1B-1B-1B-1-1-1-1-1
FMS-10NK	1B-1-1-1-1-1-1-1-1
FMS-10NL	1-1-1-24-1-24-1-24-1-24

Part No. 10 POLE Cont.	ARRANGEMENT
FMS-10NM	2K-2K-10-2K-1-1
FMS-10NP	2K-10-2K-2K-1-1
FMS-10NQ	1-1-1K-1K-1K-1K-1K-1-1W
FMS-10NR	1-1-1-1-1-1K-1K-1K-1K-1K
FMS-10NS	1B-1B-1G-1G-1W-1W-1W-1W-1W
FMS-10NT	1Y-1Y-1Y-1Y-1Y-1Y-1Y-1G-1G
FMS-10NU	1G-1G-1G-1G-1G-1Y-1Y-1Y-1Y-1Y
FMS-10NV	1Y-1Y-1Y-1Y-1Y-1Y-1Y-1Y-1Y
FMS-10NW	1K-10-10-10-10-9
FMS-10NX	1K-1K-1K-1K-1-1-1K-10-1K
FMS-10NY	2B-2Y-1-1-1-1-1-1
FMS-10NZ	1K-10-10-10-1K-1K-1K
FMS-10P	10-10-1K-1K-1K-1K-1K-1K
FMS-10PA	1K-1K-1K-1K-1K-1K-10R-1K
FMS-10PB	1K-1K-1K-1K-1K-10R-10R-1K
FMS-10PC	1K-10R-1K-1K-1K-1K-10R-1K
FMS-10PD	1K-1K-1K-10R-10R-10R-1K
FMS-10PE	1K-10R-1K-10R-1K-10R-1K
FMS-10PF	1K-10R-10R-10R-10R-1K
FMS-10PG	10R-10R-10R-10R-10R
FMS-10PH	1K-1K-1K-1K-10R-10R-10R
FMS-10PJ	1-1-1K-10-10-10-1K
FMS-10PK	9-9-9-9-9-9-9-9-1
FMS-10PL	9R-9R-9R-10-10-10-9
FMS-10PM	1-1-9-10-10-10-1
FMS-10PN	1-1-2-1-2-1-1-1
FMS-10PQ	1-1-1-1-1-1K-1-1-9-9
FMS-10PR	10-10-10-16-1
FMS-10PS	1kU-1kU-1kU-1kU-10-10-10
FMS-10PT	1-1kU-1kU-1kU-1kU-1-1-1-1-1
FMS-10PU	1-1-1-1K-1K-1K-1K-1K-1K-1K
FMS-10PV	1-1-1-1-1-1-1-1-10
FMS-10PW	1-1-1Y-1Y-1K-1K-1K-1K-1K-1K
FMS-10PX	1-1-1-1Y-1Y-1K-1K-1K-1K-1K
FMS-10PY	1-10-10-10-10-1Y
FMS-10PZ	13-13-13-13-13
FMS-10QA	1-1Y-1K-1K-1K-1K-1K-1K-1K
FMS-10QB	10-10-10-10-1K-1
FMS-10QC	1-1-1-1-1-1Y-1K-1K-1K-1B
FMS-10QD	1-1-1K-1Y-1K-1B-1K-1K-2K
FMS-10QE	#10-10-10#-1K-1K-10
FMS-10QF	#10-10-10#-1K-1K-1K-1B
FMS-10QG	6-6-6-9-6-6-6-9-1K-1K
FMS-10QH	6-6-6-9-6-6-6-9-10
FMS-10QI	6-6-6-9-1K-1K-1K-1K-1K-1K
FMS-10QJ	6-6-6-9-6-6-6-9-1-1
FMS-10QK	6-6-6-9-1-1-1-1-1-1
FMS-10QL	1-1-1-1-1-1-10-1-1
FMS-10QM	#6-6-6#9-1-1-1-1-1
FMS-10QN	#6-6-6-#9-#6-6-6-#9-1-1
FMS-10QP	1G-1-1W-1K-10G-10R-10W
FMS-10QQ	1-1K-1K-10-10-10-9
FMS-10QR	1-10-10-10-10-9
FMS-10QS	1Y-1Y-1Y-1Y-10-10-10
FMS-10QT	1B-1B-1B-24-10-10-10
FMS-10QU	1-1B-1K-1K-1K-24-#6-6-6-5#
FMS-10QV	1W-1W-1W-1W-10-10-10
FMS-10QW	10E-10E-10E-10B-10B
FMS-10QX	10B-1-1K-1K-1K-1-1K-10Y
FMS-10QY	10Y-10Y-10G-10G-10G
FMS-10QZ	1-1-1-1-2-2-2
FMS-10R	1K-1K-9-10-10-10-1K

**Color Key:** k: Black b: Blue g: Green e: Orange r: Red w: White n: Brown y: Yellow

# STATES

## FRONT VIEW

Part No. 10 POLE Cont.	ARRANGEMENT
FMS-10RA	10-10-10-1-16
FMS-10RB	2-2-2-1-16
FMS-10RC	9-9-9-9-9-9-9-1K-1K
FMS-10RD	24-1-1-9-9-24-1-1-9-9
FMS-10RE	1-10-10-1-1-10-1
FMS-10RF	1-1K-1K-1K-10-10-10
FMS-10RG	1W-1W-1W-#10EK#-#10EK#-#10EK#-1W
FMS-10RH	1Y-1Y-1Y-1Y-1Y-1Y-#6-6-6#-9
FMS-10RI	1B-1B-#6-6-6#-9-#6-6-6#-9
FMS-10RJ	1-1-1-1-1-1Y-1Y-1Y-1Y-1Y
FMS-10RK	#6-6-6#-9-#6-6-6#-9-10
FMS-10RL	1B-1B-1-1-1-1-1Y-1Y-1Y-1Y
FMS-10RM	1B-1B-1-1-10-10-10
FMS-10RN	1B-1B-1-1Y-1Y-1Y-#6-6-6#-9
FMS-10RO	1B-1B-1-1-1Y-1Y-1Y-1Y-1Y
FMS-10RP	1B-1Y-1Y-1Y-10-10-10
FMS-10RQ	1-1-1-1-1-1kU-1kU-1kU-1kU-1
FMS-10RR	1-10-10-10-1N-1N-1N
FMS-10RS	2K-1B-1B-1B-1B-1B-1B-1B
FMS-10RT	1-1-1-1-1-1-1-1-1-1Y
FMS-10RU	10-10-9-9-9-9-1K-1K
FMS-10RV	1E-1E-1E-1E-1E-1Y-1Y-1Y-1Y-1Y
FMS-10RW	1Y-1Y-1Y-1Y-1Y-1Y-1Y-1-1-1
FMS-10RX	#1K-1K-1K-1K#-#6-6-6-6#-24-1K
FMS-10RY	2K-#1K-1K-1K-1K#-2K-2K
FMS-10RZ	1K-1K-1-1-1K-1K-1K-1K-1K-1K
FMS-10S	1K-9-9-9-9-9-9-9-1K
FMS-10SA	1K-1K-1-1-1-1-1K-1K-1K-1K
FMS-10SB	1K-1K-1K-1K-1-1-1-1-1K-1K
FMS-10SC	10-10-10-1Y-1Y-1Y-1Y
FMS-10SD	1K-1K-1K-1K-1K-1K-1-1-1-1K
FMS-10SE	1B-1B-1B-10-10-10-1K
FMS-10SF	1K-1K-1B-1B-1K-1K-1K-1K-1K
FMS-10SG	1-1-1-1-1K-1K-1-1-1-1K
FMS-10SH	1-1-1K-1K-1-1-1-1K-1K-1K
FMS-10SI	10-1-10-1-1-1-1-1
FMS-10SJ	#6-6-6-6-24#-#6-6-6-6-24#
FMS-10SK	2K-2K-2K-2K-2K
FMS-10SL	1-1-1K-1K-1K-1K-1K-1K-1Y-1K
FMS-10SM	10-10R-10B-1K-1-1B-1K
FMS-10SN	1N-1N-1N-10-10-10-1
FMS-10SO	#10#-#10#-#10#-#10#-#10#
FMS-10SP	6-6-6-9-6-6-6-9-1K-1
FMS-10SQ	1G-1G-1G-1G-1G-1G-1G-1G-1G
FMS-10SR	1W-1W-1W-1W-1W-1W-1W-1W-1W
FMS-10SS	1B-1B-1W-1W-1W-1W-1W-1W-1W
FMS-10ST	1W-1W-1Y-1Y-1Y-1Y-1Y-1G-1G
FMS-10SU	1B-1B-1B-10-10-10-1
FMS-10SV	1K-1K-1K-1K-1K-1K-1K-16
FMS-10SW	1-24-1-24-1B-1B-1B-1B-1B
FMS-10SX	1K-1-1-1-1-1K-1K-1K-1K-1K
FMS-10SY	1-1-1-1-1-1Y-1Y-1Y-1K-1W
FMS-10SZ	10-10-10-9-10-9
FMS-10T	9-9-9-9-9-9-9-9-1K
FMS-10TA	1K-1K-1-1-1-1B-1-1-1-1
FMS-10TB	1-1B-1-10-10-10-1
FMS-10TC	1K-1K-1K-1K-1-1-1-1B-1-1
FMS-10TD	1K-1K-1-1-1B-1-1-1-1-1
FMS-10TE	2K-2K-#1K-1K-1K-1K#-2K
FMS-10U	10-10-10-2-2
FMS-10V	1B-1B-1B-10-10-10-1B

Part No. 10 POLE Cont.	ARRANGEMENT
FMS-10W	90-90-90-90-90
FMS-10X	16K-16K-2-2
FMS-10Y	9-9-9-10-10-10-9
FMS-10Z	1K-1K-1-1-1-1-1-1-1-1

### FMS 14 POLE Base

6 POLE	ARRANGEMENT
FMS14-06C	10-10-10-26-26-26-26-26-26-26

### 11 POLE

FMS14-11A	1-1-1-1-1-1-1-1-1-1-26-26-26
FMS14-11B	10-10-10-10-1B-1B-1B-26-26-26
FMS14-11C	26-26-26-10-10-10-2-16
FMS14-11D	1-1-1K-1K-1K-10-10-10-26-26-26
FMS14-11E	1-1-1-10-10-10-1-1-26-26-26
FMS14-11F	10-10-10-10-1-90Y-26-26-26

### 12 POLE

FMS14-12A	1-1-1-1-1-1-1-1-1-1-1-26-26
FMS14-12A1	1K-1K-1K-1K-1K-1K-1K-1K-1K-1K-26-26
FMS14-12B	#10-10-10#--26-26-#10-10-10#
FMS14-12C	1-1-1-1W-26-26-10-10-10-10
FMS14-12D	10-10-10-10-1-1-1K-1K-26-26
FMS14-12E	26-10-10-10-10-1-1-1-1-26
FMS14-12F	10-10-10-10-1B-1B-1B-26-26
FMS14-12G	1B-1B-1B-1B-1B-2B-1B-1B-26-26
FMS14-12H	10-10-10-10-10-10-26-26
FMS14-12I	1-1-1-10-1-10-1-10-1-26-26
FMS14-12J	1-1-1-1-10-10-10-1-1-26-26
FMS14-12K	1-10-1-10-1-10-1-1-1-26-26
FMS14-12L	10-10-10-1-1-1-1-26-26-2KW
FMS14-12M	1-10-1-10-1-10-10-26-26
FMS14-12N	10-10-10-26-26-10-10-10
FMS14-12P	1-1-1-1-10-10-10-10-26-26
FMS14-12Q	1K-1K-1K-24-10-10-10-10-26-26
FMS14-12R	1K-1K-1K-1-1-1-1-1-1-1-1K-26-26
FMS14-12S	1B-1B-1B-10-10-10-1B-26-26-1B-1B
FMS14-12T	10-10-10-26-10-10-10-26
FMS14-12V	1K-1K-1K-1-1-1-1-1-1-1-26-26

### 13 POLE

FMS14-13A	1-1-1-1-1-1-1-1-1-1-1-1-26
FMS14-13B	10-9-10-10-10-9-16-26
FMS14-13C	10-10-10-1-1-1-1-1-1-26
FMS14-13D	10-10-10-26-1-10-10-10

### 14 POLE

FMS14-14A	1-1-1-1-1-1-1-1-1-1-1-1-1
FMS14-14AB	1K-1K-2K-1-1Y-1B-1W-10R-10Y-10B
FMS14-14AC	2K-1-1Y-1B-1W-10R-10Y-10B-10W
FMS14-14AD	1B-1B-1B-1B-1B-10-10-10-10
FMS14-14AE	10-10-10-10-1B-1B-1B-1B-2B
FMS14-14AF	1K-1K-1K-1K-1K-1K-1K-10-10-10
FMS14-14AG	1-1-1-24-1W-1W-1-1G-10-10-10
FMS14-14AH	2K-2K-2K-2K-2K-2K-1-1
FMS14-14AJ	1-1-1-10-10-10-10-1-1-1
FMS14-14AK	1K-1K-1K-1K-1K-1K-10-10-10-9
FMS14-14AL	10E-10E-10E-1B-1B-1B-10E-10E-1B
FMS14-14AM	10E-10E-10E-10E-1B-10E-10E-1B
FMS14-14AN	10-10-10-10-2Y-2-1-1
FMS14-14AP	1K-1K-1-1-1K-1K-1K-10-10-10-9

**Color Key:** k: Black b: Blue g: Green e: Orange r: Red w: White n: Brown y: Yellow

# STATES

## FRONT VIEW

Part No. 14 POLE Cont.	ARRANGEMENT
FMS14-14AQ	1-1-1-1B-1B-1B-10-10-10-10
FMS14-14AR	10-10-10-1K-1K-1K-1K-1-1-1-1
FMS14-14AS	13B-13B-13B-1B-1B-1B-1B-1B-1B-1B
FMS14-14AT	10-10-10-1-1-1-1-1-1-1-1
FMS14-14AU	1-1K-1K-10-10-10-9-10-1K-1K
FMS14-14AV	1-1-1-1-1-9-10-10-10-10
FMS14-14AW	9-10-10-10-9-10-10-10
FMS14-14AX	1Y-1Y-1-1-1-1-10-10-10-10
FMS14-14AY	1-1-1-1-10-10-10-10-10
FMS14-14AZ	1-1-1K-1K-1K-1K-1K-1K-1K-1K-1K-1K-1K
FMS14-14A1	1K-1K-1K-1K-1K-1K-1K-1K-1K-1K-1K-1K
FMS14-14B	2-2-2-2-2-2-2
FMS14-14BA	1-10-1-10-1-10-1-10-10
FMS14-14BB	10E-10E-10E-10E-10E-1K-1K-1
FMS14-14BC	10E-10E-10E-10E-10E-10E-1K-1
FMS14-14BD	1Y-1Y-1Y-1Y-1Y-1Y-1Y-1Y-1Y-1Y-1Y-1Y
FMS14-14BE	2K-2K-2K-#1K-1K-1K-1K-#2K-2K
FMS14-14BF	1-1-1-1K-1K-1K-10-10-10-10
FMS14-14BG	10-10-10-10-1B-1B-1B-1B-1B-1B
FMS14-14BH	1K-1K-1K-1K-1-1-1-1-1-1-1-1-1-1
FMS14-14BI	10-10-10-10-10-10-1B-1B
FMS14-14BJ	1B-1B-10-10-10-10-10-10
FMS14-14BK	10-10-10-10B-1K-1K-1K-1-1-1
FMS14-14BL	1B-1B-1B-1B-1B-1B-1B-1B-1B-1B-1B-1B
FMS14-14BM	1-1-1-1-1-1-1B-1B-1B-1B-1B-1B-1B
FMS14-14BN	1K-1K-1K-1-1-1-1-1-1-1-1-1-1
FMS14-14BO	1K-1K-1K-1K-10-10-10-1K-1K-1K-1K
FMS14-14BP	1K-1K-1K-10-10-10-1K-1-1-1-1
FMS14-14BQ	1B-1B-1B-10-10-10-10-1B-1-1
FMS14-14BR	10-10-10-1K-1K-10-10-10
FMS14-14BS	1-1-1-1-1K-1K-1K-1K-1K-1K-1K-1K-1K
FMS14-14BT	2K-2K-2K-2K-2K-2K-2K
FMS14-14BU	10-10-10-10-1B-1E-1Y-1G-1K-1
FMS14-14BV	10-10-10-9-10-10-10-9
FMS14-14BW	1K-1K-1K-10-10-10-10-1K-1-1
FMS14-14BX	1K-1K-1K-1K-1K-1K-1K-1K-1K-1-1-1-1
FMS14-14C	1-1-1-10-10-10-1-1-1-1-1
FMS14-14CA	1-1-2K-16K-10-10-10-1K
FMS14-14CB	1K-1K-1K-1K-10-10-10-10-10
FMS14-14CC	10R-10R-10R-1B-1B-1B-10R-24-1E-1E
FMS14-14CD	1K-1B-1-1E-10-10B-10R-10E-1K-1K
FMS14-14CE	10-10-10-1K-1K-1K-1K-1K-1K-1K
FMS14-14CF	10-10-10-10-10-10-1K-1K
FMS14-14CG	2Y-2Y-2Y-2Y-2Y-2Y
FMS14-14CH	10R-10-10B-10R-10-10B-1K-1K
FMS14-14CI	1-1K-1B-1W-10R-10-10B-10W-1K-1K
FMS14-14CJ	1-1-1-10-10-10-1B-1B-1B-1B-1B
FMS14-14CK	10-10-10-10-1K-1K-1K-1K-1K-1K

Part No. 14 POLE Cont.	ARRANGEMENT
FMS14-14CL	10-10-10-1-10-10-10-1
FMS14-14CM	1B-1B-1B-1B-10-10-10-10-1-1
FMS14-14CN	1-1-1-1-1E-1E-1Y-1Y-1Y-1Y-1W-1W-1W-1W
FMS14-14CO	1-1-1-1-1-1-1Y-1Y-1Y-1Y-1W-1W-1W-1W
FMS14-14CP	1K-1K-1K-1K-10-10-10-10-1K-1K
FMS14-14CQ	1-1-1-1-1-1-1-1-1K-1K-1K-1K-1K-1K
FMS14-14D	1K-1K-1K-1K-1K-1K-10-10-10-10
FMS14-14E	10-10-10-10-10-10-1-1
FMS14-14F	10-10-10-10-1-1-1-1-1-1
FMS14-14G	10-10-10-10-10-10-10
FMS14-14GH	1K-1K-1K-1K-10-10-10-10-1-1
FMS14-14GI	10-10-10-10-1K-1K-1K-1K-1-1
FMS14-14GJ	1-10-10-10-10-10-10-1
FMS14-14GK	1-#10#-#10#-#10#-#10#-#10#-#10#-1
FMS14-14GL	10-10-10-10-1-1-1K-1K-1K-1K
FMS14-14GM	10-10-10-10-1B-1B-1B-1B-2
FMS14-14GN	1-1K-1K-1K-1K-10-10-10-10-9
FMS14-14GO	2K-1E-1E-1E-1E-10R-10Y-10B-10W
FMS14-14GP	1-1-10-10-10-10-10-10
FMS14-14GQ	1-1-1-1-10-10-10-1-1-1-1
FMS14-14GR	10-10-10-1B-1B-1B-1B-1-1-1Y-1Y
FMS14-14GS	10-10-10-1-1-1Y-1Y-1Y-1Y-1Y-1Y
FMS14-14GT	10-10-10-10-1-1Y-1Y-1Y-1Y-1Y
FMS14-14GU	10-10-10-10-1B-1B-1B-1Y-1Y-1Y
FMS14-14GV	10-10-10-1B-1B-1B-1Y-1Y-1Y-1Y-1Y
FMS14-14GW	10-10-10-1-1-1-1-1K-1K-1K-1K
FMS14-14GX	10-10-10-1-1-1-1-1Y-1Y-1Y-1Y
FMS14-14GY	1K-1K-1K-10-10-10-1W-1K-1K-1B-1E
FMS14-14GZ	1-10-1-10-1-10-1-10-1-1
FMS14-14H	1K-1K-10-10-10-10-10-1K-1K
FMS14-14I	10-10-10-10-10-2-2
FMS14-14J	1K-1K-1G-1Y-1B-1B-1-1-1-1-1-1-1
FMS14-14K	1K-1K-1K-10-10-10-1K-1-1K-1K-1K
FMS14-14L	1-1-1-1-1B-1B-10-10-10-10
FMS14-14M	1-1-1-10-10-10-1W-1G-1E-1Y-1B
FMS14-14N	16-1-2-10-10-10-10
FMS14-14P	16-1-10-10-10-10-1B-1B
FMS14-14Q	1-1-1-10-10-10-1-10-1-1
FMS14-14R	10-10-10-10-10-10-2
FMS14-14S	#10#-#10#-#10#-1-#10#-#10#-#10#-1
FMS14-14T	1-10-1-10-1-10-1-10-1-1
FMS14-14U	1K-1K-1K-10-10-10-1K-1K-1K-1K
FMS14-14V	1-1-1-10-10-10-10W-1W-1K-1K
FMS14-14W	1-1-1-1-10-10-10-10-1-1
FMS14-14X	1K-1K-2B-1-1Y-1B-1W-10R-10Y-10B
FMS14-14Y	1K-1K-1K-10-10-10-10-1K-1K-1K
FMS14-14Z	1-1-1-1-1-1-10-10-10-10

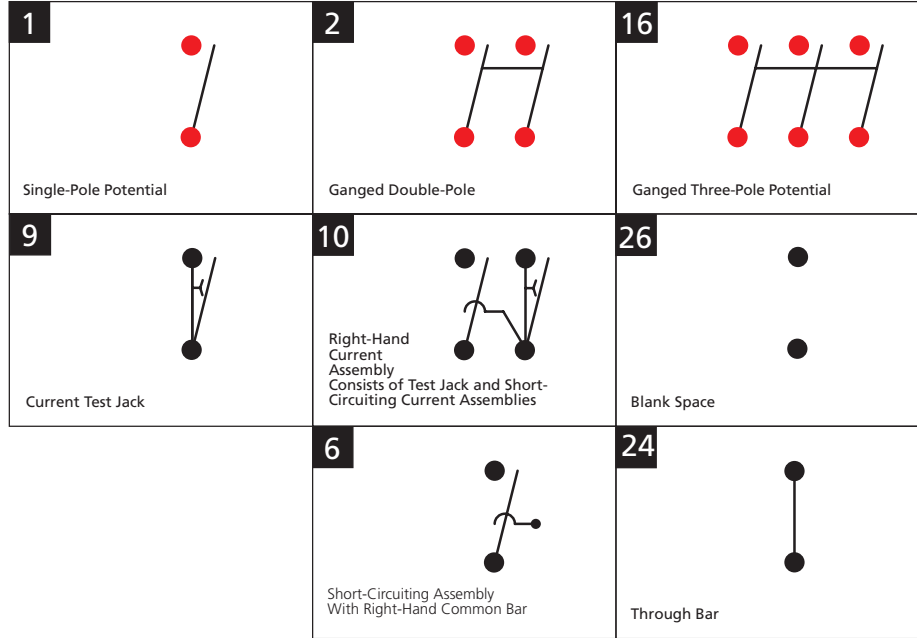
**Color Key:** k: Black b: Blue g: Green e: Orange r: Red w: White n: Brown y: Yellow

# STATES

Refer to this chart for individual elements to customize arrangements not shown on these pages.

**NOTES:**

1. Barriers are provided between poles of opposite polarity.
2. Potential handles are red and current handles are black unless otherwise specified.
3. Specify adjacent handles to be ganged (yoked) if desired.
4. Black potential blade available. (Use "k" in arrangement, example: 1k/1k/1k)
5. For stud connections add "ST" as suffix. (Example, FMS-O5A-ST)
6. Arrange elements, front view, left to right.



FMS 10 Pole Test Switch with clear cover.




Detailed back view of FMS Test Switch.

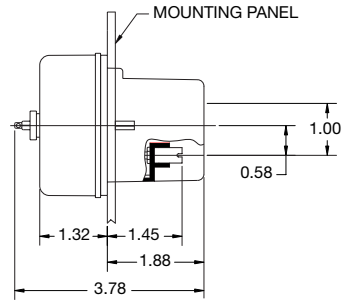
**Color Key:** **k:** Black **b:** Blue **g:** Green **e:** Orange **r:** Red **w:** White **n:** Brown **y:** Yellow

# STATES

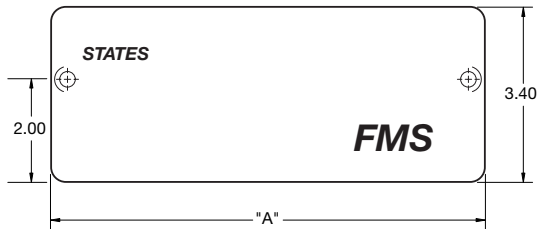
## NARROW CLEAR AND BLACK COVERS



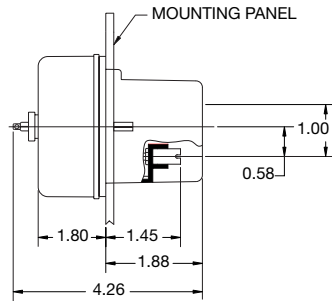
POLE	"A" DIMENSION
10	6.36
14	8.44
30	17.70



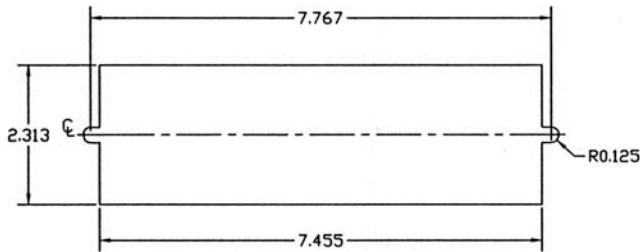
## DEEPER, WIDER CLEAR COVER



POLE	"A" DIMENSION
10	6.36
14	8.44
30	17.70

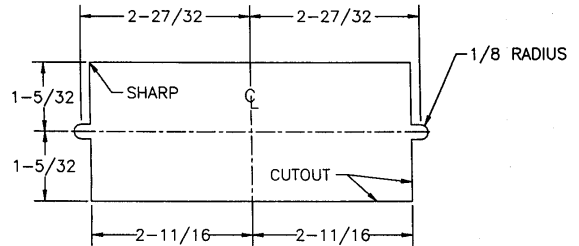


## TYPE FMS 14-POLE TEST SWITCH DIMENSIONS (in inches)



Panel cutout for FMS 14-Pole Switch base

## TYPE FMS 10-POLE TEST SWITCH DIMENSIONS (in inches)



PANEL CUTOUT FOR FMS SOCKET BASE  
Panel cutout for FMS 10-Pole Switch base

**Color Key:** k: Black b: Blue g: Green e: Orange r: Red w: White n: Brown y: Yellow

## ORDERING INFORMATION

The part numbers under the arrangements on the preceding pages are for FMS Test Switches with screw terminals. The catalog numbers start with the prefix FMS, followed by a number/letter combination.

**Example:** FMS-02A.

### To order FMS Test Switches with stud terminals

Specify the desired arrangement and add the suffix -ST.

**Example:** FMS-02A-ST.

### To order FMS Test Switches with deeper, wider clear covers

The FMS Test Switches come standard with black covers.

To order a deeper, wider clear cover, add the prefix 2 to the part number.

**Example:** 2FMS-10A.

### To order FMS Test Switches with narrow clear covers

The FMS Test Switches come standard with black covers.

To order a narrow clear cover, add the prefix 3 to the part number.

**Example:** 3FMS-10A

### To order clear cover kits

Deeper, wider clear cover kits are available to replace existing black covers. For 10-pole units, use Part No. FMSKIT-10 and for 14-pole units, use Part No. FMSKIT-14.

### To order the black cover kits

Standard black cover kits are also available. For 10-pole units, use Part No. FMSKIT-10B and for 14-pole units, use Part No. FMSKIT-14B.

### To order narrow clear cover kits

Narrow clear cover kits are available to replace existing black covers. For 10-pole units, use Part No. FMSKIT-10N and for 14-pole units, use Part No. FMSKIT-14N

### To order the FMS Lockout Kit

Please use Part No. FMSLOCK-1 (can only be used on the deeper, wider, clear covers)

## SPECIAL ORDERS

**Special Arrangements:** In addition to the typical arrangements shown on the preceding pages, special arrangements are available. These can be made of any combination of potential or current elements, with a maximum of 10 or 14 poles. For more information, refer to the following example and illustrations on Page 18.

### Example:

#### To order a customized, 10 or 14-pole Switch, specify:

Switch Type: STATES Type FMS

No. of poles: 10 or 14-pole Test Switch

\*Arrangement: 1/10/1/10/1/10/1

Terminal Type: Specify stud or screw terminal

Cover Type: Black, Clear (deeper, wider or narrow)

**\*Arrangements should be given as front view of switch, left to right.**

**Handle Colors:** The standard colors for handles are red for potential and black for current. Handles are also available in other colors.

To specify non-standard colors, add to the element number the appropriate color code:

Color	Color Code	Color	Color Code
Black	<b>k</b>	White	<b>w</b>
Red	<b>r</b>	Green	<b>g</b>
Blue	<b>b</b>	Yellow	<b>y</b>
Orange	<b>e</b>	Brown	<b>n</b>

### To order a switch with handles in non-standard colors

You must specify the arrangement with colors indicated.

For example, to order a 2-pole switch with special handle colors, specify: **Arrangement: 1y/1y. This replaces the standard red handles with yellow handles.**

### Ganged handles

You may specify a yoking bar to gang adjacent handles.

For example, to order a switch with the adjacent potentials ganged, you must specify: **Gang all potentials**

### Ganging/Yoking kits

Available for 2-14 poles. For example, to order a 2-pole Yoking kit use Part No. 50548-2. To order a 10-pole Yoking kit, use Part No. 50548-10.

## OPTIONAL ACCESSORIES

### Dual Circuit Plug

By inserting the STATES Dual Circuit Plug (Part No. 15000) into the test jack, safe measurement can be made of current transformer secondary current.



### Identification cards

Each switch handle is slotted for insertion of an identification card for marking or coding. Cards are available under Part No. 680001.

### Test Paddle

The 10 and 14 pole potential test paddles are feature packed and have been designed to make a test technician's job easier.

**Handle** – use one hand to connect to test switch

**Labeled** – locate connector to corresponding switch

Use for STATES FMS Test Switch and ABB FT-1 10 Pole Test Switch.

Part No. FTP10 - 10 Pole Test Paddle

Part No. FTP14 - 14 Pole Test Paddle

**See Accessories on page 67.**

