





Type FMS Semiflush-Mounted Test Switches



FMS 14-pole test switch



FMS 10-pole test switch

- Select from 1-10, 1-14, 1-30, or any combination of Test Switches
- Safe, durable, rugged and reliable
- Choice of black or clear covers with provision to apply seal
- UL Listed 
- CSA Certified 

DESCRIPTION

The STATES Type FMS Semiflush-Mounted Test Switches provide a compact, versatile means to disconnect, test or measure devices and circuits in panelboards such as relays, metering, control circuits and other instrumentation applications. The FMS Switch works without instrument transformers being disconnected from secondary wiring.

The FMS Switch is the result of more than 60 years of experience in the design and manufacture of test switches. Many features are incorporated for safety, ease of use, durability and security.


FEATURES AND BENEFITS

- **No downtime:** Measurements of voltage and current may be made without taking the device out of service.
- **Easy access:** All measurements and tests are performed at the front of the panelboard. This feature saves time and provides better safety and system security.
- **Secure:** The FMS 10, 14 & 30 pole clear covers come with a “knockout” tab for a safety lock (not included), that can be used with our optional FMS Lockout Kit. Catalog number FMSLOCK-1.

The cover screws, which come standard, have a hole in the tip to insert the wire of a meter-type lead seal. This will help deter unauthorized access to the switch.

- **Use standard plugs:** The test-clip feature allows connections using standard spring-clip test leads. Test connections also can be made using STATES Dual Circuit Plug (Cat. No. 15000) or Westinghouse standard Test Plugs.
- **Safe to use:** Current switches automatically short-circuit current transformer secondaries when the switches are opened for test-plug insertion.
- **Choice of operation:** To provide testing flexibility, the FMS Switches can be operated independently, or two or more can be connected using the yoking bar to perform specific testing requirements.
- **Cost-saving advantage:** The FMS 10-pole Test Switch can be used as a direct replacement for the ABB (Westinghouse) Type FT-1 Test Switch. You do not have to cut new holes or make any modifications.
- **Optional clear cover:** See at a glance if a switch blade is open or closed with the optional clear cover. A deep ridge prevents the blade from opening or closing.

STATES



Black and clear covers for STATES Type FMS Test Switch

SPECIFICATIONS

The FMS switch base and cover is made of molded, flame-retardant ABS plastic, which provides a tough, flexible, insulated enclosure. Individual test switches are a knife-blade type and are separated by insulating barriers that are part of the molded base. Molded switch handles have a dovetail indentation to accept marker tabs for circuit identification. The individual FMS Switch bases contain 10 or 14 positions and offer 1-10, 1-14 or 1-30 (consisting of 3 10-pole bases) combinations.

The current switches have the necessary make-before-break short-circuit feature. A hole is provided in each handle to allow insertion of a yoke bar to gang switch operations together.

Two types of connections are offered on the back of the FMS Test Switch. Screw terminals are standard. Stud connections are optional. To specify stud connections, refer to Ordering Information. Either connection is separated by molded insulating barriers. The width between barriers is sufficiently wide enough for a standard spin-tight tool to be inserted for installation or removal of wire.

Covers

The FMS Test Switch comes standard with a black cover and the option of a clear cover. Both cover types completely seal the switches. Clear cover Retro-fit kits are also available to replace existing black covers.

Color-coded handles

Unless otherwise specified, potential elements have red, and current elements have black handles. Additionally, the following other colors are available at extra cost: blue, orange, white, yellow, green and brown.

Identification card holder

Each handle is slotted for insertion of an identification card for marking or coding. Cards are available under Cat. No. 680001.

Recognized by UL & CSA

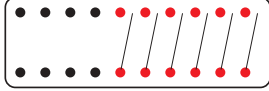
STATES Type FMS Test Switch is recognized by Underwriters Laboratories Inc., UL File E225664, and is certified by CSA, Certificate 1281976. For additional information, go to www.ul.com.

Color Key: **k:** Black **b:** Blue **g:** Green **e:** Orange **r:** Red **w:** White **n:** Brown **y:** Yellow

STATES

FRONT VIEW 6-POLE

26-26-26-26-1-1-1-1-1-1




FMS-06A

26-26-26-26-2-2-2



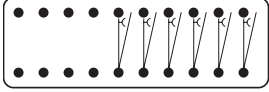
FMS-06B

26-26-26-26-1-1-1-10-1



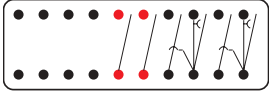
FMS-06C

26-26-26-26-9-9-9-9-9-9



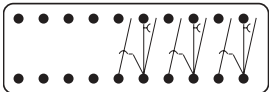
FMS-06D

26-26-26-26-1-1-10-10



FMS-06E

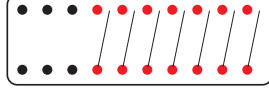
26-26-26-26-10-10-10



FMS-06F

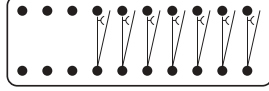
7-POLE

26-26-26-1-1-1-1-1-1-1



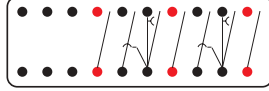
FMS-07A

26-26-26-9-9-9-9-9-9-9



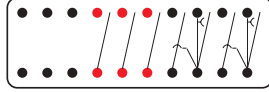
FMS-07B

26-26-26-1-10-1-10-1



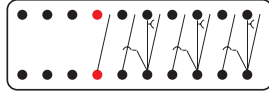
FMS-07C

26-26-26-1-1-1-10-10



FMS-07D

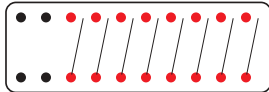
26-26-26-1-10-10-10



FMS-07E

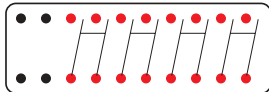
8-POLE

26-26-1-1-1-1-1-1-1-1



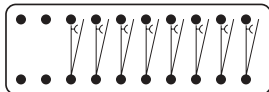
FMS-08A

26-26-2-2-2-2



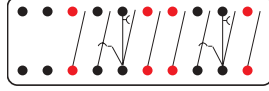
FMS-08B

26-26-9-9-9-9-9-9-9-9



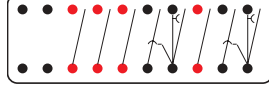
FMS-08C

26-26-1-10-1-1-10-1



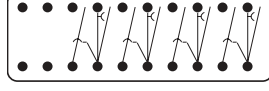
FMS-08D

26-26-1-1-1-10-1-10



FMS-08E

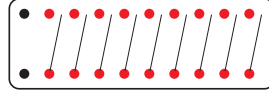
26-26-10-10-10-10



FMS-08F

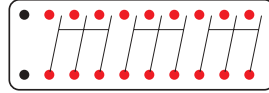
9-POLE

26-1-1-1-1-1-1-1-1-1



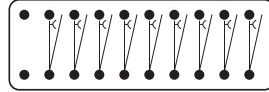
FMS-09A

26-16-16-16



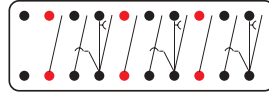
FMS-09B

26-9-9-9-9-9-9-9-9-9



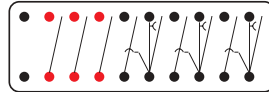
FMS-09C

26-1-10-1-10-1-10



FMS-09D

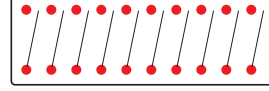
26-1-1-1-10-10-10



FMS-09E

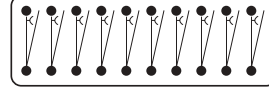
10-POLE

1-1-1-1-1-1-1-1-1-1



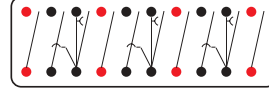
FMS-10A

9-9-9-9-9-9-9-9-9-9



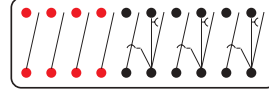
FMS-10B

1-10-1-10-1-10-1



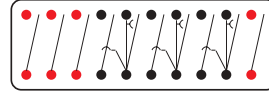
FMS-10C

1-1-1-1-10-10-10



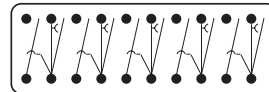
FMS-10D

1-1-1-10-10-10-1



FMS-10E

10-10-10-10-10



FMS-10F

STATES

FRONT VIEW

CAT. NO.

1 POLE

FMS-01A
FMS-01B
FMS-01C

ARRANGEMENT

26-26-26-26-26-26-26-26-1
26-26-26-26-26-26-26-26-9
1K-26-26-26-26-26-26-26-26

2 POLE

FMS-02A
FMS-02B
FMS-02C
FMS-02D
FMS-02E
FMS-02F
FMS-02G
FMS-02H
FMS-02I
FMS-02J
FMS-02K
FMS-02L

26-26-26-26-26-26-26-1-1
26-26-26-26-26-26-26-2
26-26-26-26-26-26-26-10
26-26-26-26-26-26-26-9-9
1K-1K-26-26-26-26-26-26-26
26-26-26-1K-26-26-1K-26-26-26
26-10-26-26-26-26-26-26-26
26-26-26-26-26-10-26-26-26
26-26-26-26-26-26-10-26
26-26-26-26-26-26-26-1K-1K
26-10R-26-26-26-26-26-26-26
26-26-26-26-26-10R-26-26-26

3 POLE

FMS-03A
FMS-03B
FMS-03C
FMS-03D
FMS-03E
FMS-03F

26-26-26-26-26-26-1-1-1
26-26-26-26-26-26-16
26-26-26-26-26-26-9-9-9
26-26-26-26-26-26-1-10
26-X7-1K-1K-1K
16-26-26-26-26-26-26

4 POLE

FMS-04A
FMS-04B
FMS-04C
FMS-04D
FMS-04E
FMS-04F
FMS-04G
FMS-04H
FMS-04I
FMS-04J
FMS-04K
FMS-04L
FMS-04M
FMS-04N
FMS-04P
FMS-04Q
FMS-04R
FMS-04S
FMS-04T
FMS-04U
FMS-04V
FMS-04W
FMS-04X
FMS-04A1
FMS-04AC
FMS-04AF
FMS-04AG

26-26-26-26-26-26-1-1-1
26-26-26-26-26-26-2-2
26-26-26-26-26-26-9-9-9
26-26-26-26-26-26-1-10-1
26-26-26-26-26-26-1-1-10
26-26-26-26-26-26-10-10
1-1-26-26-26-26-26-26-1-1
1K-1K-1K-26-26-26-26-26-1K
1K-26-26-26-26-26-26-1K-1K-1K
26-26-1K-1K-1K-1K-26-26-26-26
1K-1K-26-26-26-26-26-10-26
1K-26-26-26-26-26-10-1K
26-10-10-26-26-26-26-26
26-26-26-26-26-10-10-26
26-9-9-9-9-26-26-26-26
1K-26-26-26-26-26-10R-1K
26-10R-10R-26-26-26-26-26
26-26-26-26-26-10R-10R-26
1K-1K-26-26-26-26-26-1K-1K
1K-1K-1K-1K-26 x 6
26-26-1-1-1-1-26-26-26-26
1-1-1-1-26-26-26-26-26-26
9-9-9-9-26-26-26-26-26-26
26-26-26-26-26-26-1K-1K-1K-1K
#1-1-1-1-#2-26-26-26-26-26-26
#6-6-6-9-#26-26-26-26-26-26
1E-1E-10-26-26-26-26-26-26

5 POLE

FMS-05A
FMS-05B
FMS-05C
FMS-05D
FMS-05E
FMS-05F

26-26-26-26-26-1-1-1-1-1
26-26-26-26-26-1-2-2
26-26-26-26-26-9-9-9-9
26-26-26-26-26-1-10-1-1
26-26-26-26-26-1-1-1-10
26-26-26-26-26-10-1-10

CAT. NO.

FMS-05G
FMS-05H
FMS-05I
FMS-05J
FMS-05K
FMS-05L
FMS-05M
FMS-05N

ARRANGEMENT

1K-1K-26-26-26-26-26-1K-1K-1K
1K-1K-26-26-26-26-26-10-1K
1K-10-1K-26-26-26-26-26-1K
26-9-9-26-9-26-9-26-26-1K
9-26-9-26-9-26-9-26-9-26
#1-1-1-1-#1-26-X5
1K-1K-26-26-26-26-26-10-1
1B-1B-1B-1B-1B-26-26-26-26-26

6 POLE

FMS-06A
FMS-06A1
FMS-06B
FMS-06C
FMS-06D
FMS-06E
FMS-06F
FMS-06G
FMS-06H
FMS-06I
FMS-06J
FMS-06K
FMS-06L
FMS-06M
FMS-06N
FMS-06P
FMS-06Q
FMS-06R
FMS-06S
FMS-06T
FMS-06U
FMS-06X
FMS-06V
FMS-06W
FMS-06Y
FMS-06Z
FMS-06AD
FMS-06AE
FMS-06AF
FMS-06AG
FMS-06AJ
FMS-06AK
FMS-06AL
FMS-06AM

26-26-26-26-1-1-1-1-1-1
26-26-26-26-1K-1K-1K-1K-1K-1K
26-26-26-26-2-2-2
26-26-26-26-1-1-1-10-1
26-26-26-26-9-9-9-9-9-9
26-26-26-26-1-1-10-10
26-26-26-26-10-10-10
1K-1K-1K-1K-26-26-26-26-1K-1K
1K-1K-1K-26-26-26-26-1K-1K-1K
26-26-26-1K-1K-1K-1K-1K-26
1K-26-26-26-26-1K-1K-10-1K
1K-1K-26-26-26-26-9-10-1K
1K-26-26-26-26-10-10-1K
9-26-9-26-9-26-26-9-9-9
26-10-26-10-26-10-26
26-26-9-9-9-9-9-9-26-26
26-26-26-10-10-10-26
26-26-26-9-9-9-9-9-26
1K-26-26-26-26-1K-1K-10R-1K
26-26-26-10R-10R-10R-26
26-9-9-9-26-26-1-1-1-26
26-26-26-10KE-10KG-10KR-26
26-26-26-26-2K-2K-2K
26-26-10-2-2-26-26
1K-1K-1K-1K-1K-1K-26-26-26-26
26-26-1-1-9-9-9-9-26-26
26-1-1-26-1-1-26-10-26
26-1-1W-26-1-1W-26-1-1W-26
10-10-10-26-26-26-26
#1-1-1-1-#2-26-26-26-26
2K-1-1Y-1B-1W-26-26-26-26
2K-2K-2K-26-26-26-26
26-26-26-26-10-1B-1B-2
16Y-26-26-26-26-16B

7 POLE

FMS-07A
FMS-07B
FMS-07C
FMS-07D
FMS-07E
FMS-07F
FMS-07G
FMS-07H
FMS-07I
FMS-07J
FMS-07K
FMS-07L
FMS-07M
FMS-07N
FMS-07P
FMS-07Q

26-26-26-1-1-1-1-1-1-1
26-26-26-9-9-9-9-9-9-9
26-26-26-1-10-1-10-1
26-26-26-1-1-1-10-10
26-26-26-1-10-10-10
1K-1K-1K-1K-26-26-1K-1K-1K-26
1K-1K-1K-1K-26-26-26-1K-1K-1K
26-1K-1K-1K-1K-1K-1K-26-26
1K-26-26-1K-1K-1K-1K-1K-26
1K-26-26-1K-1K-1K-26-1K-1K-1K
1K-1K-1K-1K-1K-26-26-10-26
1K-1K-26-26-26-10-1K-1K-1K
1K-10-1K-26-26-26-1K-1K-1K
1K-1K-9-26-9-26-9-26-1K-1K
1K-1K-1K-26-26-10-10-26
1K-1K-26-26-26-10-10-1K

Color Key: k: Black b: Blue g: Green e: Orange r: Red w: White n: Brown y: Yellow

STATES

FRONT VIEW - 7 POLE Cont.

CAT. NO.	ARRANGEMENT
FMS-07R	1K-9-9-26-9-26-9-26-1K-1K
FMS-07S	26-26-26-9-10-10-10
FMS-07T	26-26-26-1-1-1-1-10-1
FMS-07U	26-26-26-1-#10#-1-#10#-1
FMS-07V	1K-1K-1-1-1-1-1-26-26-26
FMS-07W	1K-1K-1K-1K-1K-1K-1K-26X3
FMS-07X	26-26-26-24-1-1-10-10
FMS-07Y	1-1-1-26-10-26-26-10

8 POLE

FMS-08A	26-26-1-1-1-1-1-1-1-1
FMS-08B	26-26-2-2-2-2
FMS-08C	26-26-9-9-9-9-9-9-9
FMS-08D	26-26-1-10-1-1-10-1
FMS-08E	26-26-1-1-1-10-1-10
FMS-08F	26-26-10-10-10-10
FMS-08G	26-10-10-10-10-26
FMS-08H	1K-1K-1K-1K-1K-26-26-1K-1K-1K
FMS-08I	1K-1K-1K-1K-26-26-1K-1K-1K-1K
FMS-08J	1K-26-26-1K-1K-1K-1K-1K-1K-1K
FMS-08K	1K-1K-1K-1K-1K-26-26-10-1K
FMS-08L	1K-1K-1K-26-26-10-1K-1K-1K
FMS-08M	1K-1K-1K-1K-26-10-10-26
FMS-08N	1K-1K-26-9-9-9-9-26-1K-1K
FMS-08P	1K-1K-26-10-10-26-1K-1K
FMS-08Q	1K-10-1K-26-26-1K-10-1K
FMS-08R	26-26-1K-1K-1K-10-10-1K
FMS-08S	26-10-10-10-1K-1K-26
FMS-08T	26-10-10-10-26-1K-1K
FMS-08U	1K-26-9-10-10-10-26
FMS-08V	9-9-9-9-26-26-9-9-9-9
FMS-08W	26-9-9-9-9-9-9-9-26
FMS-08X	1B-1B-1B-1B-26-26-1B-1B-1B-1B
FMS-08Y	1K-1K-26-10R-10R-26-1K-1K
FMS-08Z	1K-10R-1K-26-26-1K-10R-1K
FMS-08AB	10-10-10-10-26-26
FMS-08AC	1-1-1-1-26-26-1-1-1-1
FMS-08AD	26-26-#1-9-10-10-10#
FMS-08AE	26-9-9-9-9-9-9-26-1K-1K
FMS-08AF	26-26-1-1K-1B-x6
FMS-08AG	26-26-1E-x8
FMS-08AI	1-1-1-24-26-26-1-1-1-24
FMS-08AJ	26-10R-10R-10R-10R-26
FMS-08AM	26-26-1-1-10-10-10
FMS-08AN	26-26-9-9-9-#6-6-6-6#-24
FMS-08AP	1K-1K-2K-1-1Y-1B-1W-26-26
FMS-08AQ	2K-2K-2K-2K-26-26
FMS-08AR	1B-1B-1B-1B-1B-1B-1B-26-26
FMS-08AT	26-1-1-1Y-1Y-1Y-1Y-1Y-26
FMS-08AV	10-10-10-1-1-26-26

9 POLE

FMS-09A	26-1-1-1-1-1-1-1-1-1
FMS-09B	26-16-16-16
FMS-09C	26-9-9-9-9-9-9-9-9
FMS-09D	26-1-10-1-10-1-10
FMS-09E	26-1-1-1-10-10-10
FMS-09F	1K-1K-1K-1K-26-1K-1K-1K-1K-1K
FMS-09G	1K-1K-26-1K-1K-1K-1K-1K-1K-1K
FMS-09H	1K-1K-1K-1K-1K-26-10-9-1K
FMS-09I	1K-1K-1K-1K-1K-10-10-26
FMS-09J	1K-1K-1K-1K-26-10-10-1K

CAT. NO.	ARRANGEMENT
FMS-09K	1K-1K-26-10-10-10-1K
FMS-09L	9-10-10-10-10-26
FMS-09M	1-10-10-10-10-26
FMS-09N	26-#1-1-1-#10-10-10#
FMS-09P	16-10-10-10-26
FMS-09Q	1B-1B-1B-1B-1B-1B-1B-1B-26
FMS-09R	26-16K-16K-16K
FMS-09S	9-9-9-#6-6-6-6#-9-9-26
FMS-09T	1-1-1-10-10-10-26
FMS-09U	#10-10-10#-26-16

10 POLE

FMS-10A	1-1-1-1-1-1-1-1-1-1
FMS-10A1	1K-1K-1K-1K-1K-1K-1K-1K-1K-1K
FMS-10A2	1B-1B-1B-1B-10-10-10
FMS-10A3	10-1-1-1-1-1-1-1-1-1
FMS-10AB	1-10-10-10-10-1
FMS-10AC	10-9-9-9-9-9-9-1-1
FMS-10AD	10-10-10-1K-1K-1K-1
FMS-10AE	#1-1-1-1-1-1-1-1-1-1
FMS-10AF	1-1-1-10-10-1-1-1-1
FMS-10AG	10-1K-1K-1K-1K-1K-1K-1K-1
FMS-10AH	1E-1E-1E-1E-1E-1E-1E-1E-1E
FMS-10AJ	1-1-1K-1K-1K-1K-1K-1K-1-1
FMS-10AK	1-1K-1-1K-1K-1K-1K-1-1K-1
FMS-10B	9-9-9-9-9-9-9-9-9-9
FMS-10C	1-10-1-10-1-10-1
FMS-10C1	1K-10-1K-10-1K-10-1K
FMS-10D	1-1-1-1-10-10-10
FMS-10E	1-1-1-10-10-10-1
FMS-10E1	1K-1K-1K-10-10-10-1K
FMS-10E2	10-10-10-1-1-1-1
FMS-10E3	10-10-10-10-1-1
FMS-10E4	1K-10-10-10-10-1K
FMS-10F	10-10-10-10-10
FMS-10FA	1-1K-1K-1K-1K-1K-1K-1K-1K-1K
FMS-10FB	1K-1K-10-10-10-1-1
FMS-10FC	1K-1K-1K-1K-1K-1K-1K-1K-1-1
FMS-10FE	10E-10E-10E-10E-10E
FMS-10FF	10-10-10-1K-1K-1K-1K
FMS-10FG	1-1-1-1-1-1-1-1-10-1
FMS-10FH	1K-1K-1K-1K-1K-1K-1K-10-1
FMS-10FI	1-10-10-10-10-1K
FMS-10FJ	1K-1K-10-1K-1K-1K-1K-1K-1K
FMS-10FK	1K-1K-1K-10-10-10-1
FMS-10FL	1-1K-1K-10-1K-1K-10-1K
FMS-10FM	1-10-10-10-1K-1K-1K
FMS-10FN	1B-1B-10-10-10-10
FMS-10FP	1-1-10-10-10-10
FMS-10FQ	# 1-1-1 # 10-10-10-1
FMS-10FR	1K-1K-1K-1K-1K-1K-10-1K-1K
FMS-10FS	1-1G-10-10-10-10
FMS-10FT	1B-1B-1B-1B-1B-1B-1K-1K-1W-1W
FMS-10FU	1B-1B-1B-1B-1K-1K-1K-1K-1W-1W
FMS-10FV	1K-1K-1K-1K-1-1-1K-1K-1K-1K
FMS-10FW	1K-1K-1K-1K-1K-1K-1K-1K-10R
FMS-10FX	1K-1K-1K-1K-1K-1K-1K-1K-1 - 1
FMS-10FY	1-1K-1K-1K-1K-1K-1K-1K-1K-1
FMS-10FZ	10-10-10-10-2
FMS-10G	10-10-10-10-1K-1K
FMS-10GA	1-1-1-1-1-1-1K-1K-1K-1K
FMS-10GB	1K-1K-1K-1K-1K-1K-1K-10

Color Key: k: Black b: Blue g: Green e: Orange r: Red w: White n: Brown y: Yellow

STATES

FRONT VIEW - 10 POLE Cont.

CAT. NO.	ARRANGEMENT	CAT. NO.	ARRANGEMENT
FMS-10GC	10-10-10-1B-1B-1B-1B	FMS-10JQ	1-1K-1B-1B-1B-1B-1B-1B-10G
FMS-10GD	1E-1G-1-1K-1E-1K-1K-1K-1K-1K	FMS-10JR	1W-1E-1E-1E-1E-1E-1E-1E-1E-1E
FMS-10GE	1E-1G-1-1K-1K-1E-1G-1-1K-1K	FMS-10JS	1-1K-1B-1B-1B-1B-1B-1B-1B-1B
FMS-10GF	1E-1G-1-10KE-10KG-10KR-1K	FMS-10JT	1-1K-1B-1B-1B-1-1K-1B-1B-1B
FMS-10GH	1E-1E-1E-10-10-10-10-1G	FMS-10JU	1K-1K-1K-1K-1K-1K-1K-1-1-1
FMS-10GI	1-1-1-24-10-10-10	FMS-10JV	1B-10-10-10-10-1B
FMS-10GJ	1K-1-1K-1K-1-1K-1K-1-1K-1K	FMS-10JW	16-24-1-24-1E-1E-1G-1G
FMS-10GK	1K-1K-1K-1K-10-10-10	FMS-10JX	1-1K-1K-1K-1K-1K-1K-1E-1-1
FMS-10GL	1K-1K-1K-1K-1-1-1-1-1-1	FMS-10JY	10-9-9-1K-1K-1K-1K-1K-1K
FMS-10GM	1-1-1K-1K-1K-1K-1K-1K-1K-1K	FMS-10JZ	1-1K-1E-1E-1E-1E-1-1-10
FMS-10GN	1K-1K-1K-1K-1K-1K-1K-1K-1B-1B	FMS-10K	1K-1K-1K-1K-1K-1K-9-10-1K
FMS-10GP	1-1-1-1-1-1-1B-1B-1B-1B	FMS-10KA	1K-1K-1K-1K-1K-1K-1K-1K-2
FMS-10GQ	#6-6-5#-24-#6-6-5#-1-1-1	FMS-10KB	1-1-1-10-1-1-1-1-1
FMS-10GR	1B-1B-1B-1B-1B-1K-1K-1K-1K	FMS-10KC	2K-1K-1K-1K-1K-1K-1K-1K-1K
FMS-10GS	1K-1K-10-10-10-10	FMS-10KD	10-10-10-9-1-1-1
FMS-10GT	1B-1B-1B-1B-1B-1B-1B-1B-1B-1B	FMS-10KE	#1K-1K-1K-1K#-1-2-1-1-1
FMS-10GU	10-1B-1B-1B-1B-1B-1B-1B-1B	FMS-10KF	2-1-1-1-1-1-1-1-1
FMS-10GV	2K-10-10-10-10	FMS-10KG	2-1-1-1-1-1-1-2K
FMS-10GW	1-1-13R-1-1K-1K-1K-1K-1K	FMS-10KH	1-1-1W-1W-1-1E-1-1-1-1-1
FMS-10GX	1K-1B-1-1W-10-10BB-10RR	FMS-10KI	2-2-1-1-1-1W-1W-1
FMS-10GY	1K-1K-10R-10R-10R-10R	FMS-10KJ	2-1B-1B-1-1W-1-1-1-1
FMS-10GZ	1K-10-10-10-10-1	FMS-10KL	2-1-1W-1-1-1-1-1-1
FMS-10HA	6-6-6-24-1-1-1-1-1-1	FMS-10KM	2-1-1Y-1-1-1-1-1-1
FMS-10HB	6-6-6-24-10-10-10	FMS-10KN	1E-1-1W-1W-1W-1-1-1-1-1
FMS-10HC	#6-6-6-#-1K-1-1-1-1-1-1	FMS-10KO	2-1-1-1-1-1-1W-1W-1
FMS-10HD	1K-1K-1K-10-10-10-9	FMS-10KP	#1-1-1-1#-2K-1-1-1-1
FMS-10HE	2-2-2-2-2	FMS-10KQ	1-1KU-1KU-1KU-1KU-1K-1K-1K-1K
FMS-10HF	1B-1B-6B-1B-1B-1B-6B-1B-1B	FMS-10KR	1-1K-9-10-10-10-1K
FMS-10HG	1-1-1-24-1B-1B-1B-1B-1B-1B	FMS-10KS	1K-1-1-1-10-10-10
FMS-10HI	10-10-1-1-1-1-1-1	FMS-10KT	10R-10R-10R-9R-1-1-1
FMS-10HJ	#1-1-1-1#-10-10-10	FMS-10KU	10R-10R-1-1-1-1-1-1
FMS-10HK	1E-1E-10-10-10-10	FMS-10KV	10R-10R-10R-1-1-1-1
FMS-10HL	10-10-10-10R-10R	FMS-10KW	1-16-10-10-10
FMS-10HM	1-10R-1Y-10Y-1B-10B-1K	FMS-10KX	#10-10-10-10-10#
FMS-10HN	1K-1K-1K-1K-1K-1K-1K-1K-#1K-1K#	FMS-10KY	1-1K-1E-1E-1E-1E-1E-1E-1E
FMS-10HP	#1-1-1-1-10-10-10#	FMS-10KZ	1-1K-1E-1E-1E-1E-1E-1-1
FMS-10HQ	1-1-1-1-1-10-10-1	FMS-10L	1K-1K-1K-1K-1K-10-10-1K
FMS-10HR	1K-1K-10-10-10-1K-1K	FMS-10LA	#6-6-6-9#-#10#-2-1-1
FMS-10HS	1B-1B-1B-1B-1B-1B-1K-1K-1K-1K	FMS-10LB	1K-1K-1K-1K-1-1-1-1K-1K-1K
FMS-10HT	#1-1-1-1-1-1-1-1-1-1	FMS-10LC	1-10-10-10-1-1-1
FMS-10HU	1-1-1-1-1-1-9-9-9-9	FMS-10LD	1-1-1-1-1-1-10-10
FMS-10HV	1-9-9-9-9-9-9-9-9	FMS-10LE	1K-1K-1K-1K-1K-1K-10-10
FMS-10HW	1-#10#-1-#10#-1-#10#-1	FMS-10LF	10-10-1-1-1-1B-1B-1B
FMS-10HY	1K-1K-1K-1K-1K-1-1K-1-1K-1	FMS-10LG	10-9-9-9-9-9-1K-1K
FMS-10HZ	1K-1K-1K-1K-1K-1K-1-1-1-1	FMS-10LH	10-1-24-1B-1B-1B-1B-1B-1B
FMS-10I	9-1K-1K-1K-1K-1K-1K-1K-1K-1K	FMS-10LI	1-1K-1-1-1K-1-1-1K-1-1
FMS-10J	1K-1K-1K-1K-1K-1K-1K-10-1K	FMS-10LJ	1-1K-13E-1-1-1-1-1-1
FMS-10JA	24-1-1-1-10-10-10	FMS-10LM	1-1K-13E-1-1K-13E-1-1
FMS-10JB	10-10-10-1Y-1B-1B-1B	FMS-10LN	16-1-1-1-1-1-1-1
FMS-10JC	10-10-10-1E-1B-1B-1B	FMS-10LP	1K-1K-1K-10-1K-1K-1K-1K-1K
FMS-10JD	10-10-10-10W-1-1	FMS-10LQ	1K-1-1W-1K-1-1W-1K-1-1W-1K
FMS-10JE	10-10-10-10W-1E-1E	FMS-10LR	1-1-1-10-10-10-1W
FMS-10JF	1B-1B-1B-1B-1G-1G-1E-1E-1-1	FMS-10LS	10-9-9-1-1-1-1-1-1
FMS-10JG	1-1K-1-1K-1-1K-1-1K-1-1K	FMS-10LT	2-10-10-10-10
FMS-10JH	1-1K-1K-1K-1K-1K-1K-1K-1E	FMS-10LU	1B-1B-1B-1B-1K-1K-1K-1K-1K
FMS-10JI	10-10-10-1B-1B-1-1	FMS-10LV	1-1-1K-10-10-10-9
FMS-10JJ	1-1-1-1-1K-1K-1K-1K-1K-1K	FMS-10M	1K-1K-1K-10-1K-1K-10-1K
FMS-10JK	10-1K-1K-1K-1K-1K-1K-1K-1K	FMS-10MA	1-1-1-24-1-24-10-10 (#24 with jaws)
FMS-10JL	16-16-10-10	FMS-10MB	10-10-1B-1B-1B-1B-1B-1B
FMS-10JM	1B-1G-1E-1-1W-1B-1G-1Y-10	FMS-10MC	1-1-1-1-1-1-1-1-1B-1B
FMS-10JN	1K-1K-1K-24-10-10-10	FMS-10MD	1K-24-1K-#10R#-#10R#-#10R#-9W
FMS-10JP	9-9-9-9-#6-6-6-6-#9-9	FMS-10ME	1-10-1-1-1-1-10-1

Color Key: k: Black b: Blue g: Green e: Orange r: Red w: White n: Brown y: Yellow

STATES

FRONT VIEW - 10 POLE Cont.

CAT. NO.	ARRANGEMENT
FMS-10MF	10-10-10-1G-1-1-1
FMS-10MG	1K-1-1B-1B-1Y-1Y-1G-1-1-1
FMS-10MH	1N-1W-1B-1B-1G-1K-1Y-1Y-1K-1K
FMS-10MI	1K-1Y-1B-1B-1Y-1Y-1N-1W-1K-1K
FMS-10MJ	10-10-10-1N-1Y-1W-1W
FMS-10MK	10-10-10-1N-1N-1W-1W
FMS-10ML	1K-1K-1K-1K-1K-1K-1K-1-1K-1
FMS-10MM	1-10KW-1E-10KW-1B-10GW-1Y
FMS-10MN	10-10-10-10-1B-1B
FMS-10MP	1-1-1-1-1K-1K-1K-1G-1-1K
FMS-10MQ	#10-10-10#-#1K-1K-1K-1K#
FMS-10MR	1Y-1K-1K-1K-1K-1K-1K-1-1-1
FMS-10MS	2K-1K-1Y-1B-1B-1K-1-1-1
FMS-10MT	#1K-1K-1K-1K#-1K-1K-1K-1K-1K-1K
FMS-10MU	1Y-1K-1K-1K-1K-1K-1K-1K-1K-1
FMS-10MV	1K-10-10-10-1K-1K-1
FMS-10MW	1-1-1-1-1-1-1-1-1-1K-1K
FMS-10MX	1-2-2-2-2-1
FMS-10MY	1B-1B-1K-1K-1K-1K-1K-1K-1K-1K
FMS-10MZ	1-1-1-1-1-1-1-1-1K-1K-1K
FMS-10N	1K-10-1K-1K-1K-1K-10-1K
FMS-10NA	1-1K-1K-1K-1K-1K-1K-10-1K
FMS-10NB	1N-1W-1B-1B-1G-1W-1Y-1Y-1W-1W
FMS-10NC	9-10-10-10-10-9
FMS-10ND	1K-1-1K-1-1K-1K-1K-1K-1K-1K
FMS-10NE	9-9-9-9-9-9-9-9-10
FMS-10NF	1K-1-1K-1-1K-1-1K-1-1K-1
FMS-10NG	#6-6-6-24-1#-#6-6-6-24-1#
FMS-10NH	1-1-1-10-10-10-9
FMS-10NI	10B-10B-1B-1B-1B-1B-1B-1B
FMS-10NJ	1B-1B-1B-1B-1-1-1-1-1-1
FMS-10NK	1B-1-1-1-1-1-1-1-1-1
FMS-10NL	1-1-1-24-1-24-1-24-1-24
FMS-10NM	2K-2K-10-2K-1-1
FMS-10NP	2K-10-2K-2K-1-1
FMS-10NQ	1-1-1K-1K-1K-1K-1K-1K-1-1W
FMS-10NR	1-1-1-1-1-1K-1K-1K-1K-1K
FMS-10NS	1B-1B-1G-1G-1W-1W-1W-1W-1W-1W
FMS-10NT	1Y-1Y-1Y-1Y-1Y-1Y-1Y-1Y-1G-1G
FMS-10NU	1G-1G-1G-1G-1G-1Y-1Y-1Y-1Y-1Y
FMS-10NV	1Y-1Y-1Y-1Y-1Y-1Y-1Y-1Y-1Y-1Y
FMS-10NW	1K-10-10-10-10-9
FMS-10NX	1K-1K-1K-1K-1-1-1K-10-1K
FMS-10NY	2B-2Y-1-1-1-1-1-1-1
FMS-10P	10-10-1K-1K-1K-1K-1K-1K
FMS-10PA	1K-1K-1K-1K-1K-1K-1K-10R-1K
FMS-10PB	1K-1K-1K-1K-1K-1K-10R-10R-1K
FMS-10PC	1K-10R-1K-1K-1K-1K-10R-1K
FMS-10PD	1K-1K-1K-10R-10R-10R-1K
FMS-10PE	1K-10R-1K-10R-1K-10R-1K
FMS-10PF	1K-10R-10R-10R-10R-1K
FMS-10PG	10R-10R-10R-10R-10R
FMS-10PH	1K-1K-1K-1K-10R-10R-10R
FMS-10PJ	1-1-1K-10-10-10-1K
FMS-10PK	9-9-9-9-9-9-9-9-9-1
FMS-10PL	9R-9R-9R-10-10-10-9
FMS-10PM	1-1-9-10-10-10-1
FMS-10PN	1-1-2-1-2-1-1-1
FMS-10PQ	1-1-1-1-1-1K-1-1-9-9
FMS-10PR	10-10-10-16-1
FMS-10PS	1kU-1kU-1kU-1kU-10-10-10
FMS-10PT	1-1kU-1kU-1kU-1kU-1-1-1-1-1

CAT. NO.	ARRANGEMENT
FMS-10PU	1-1-1-1K-1K-1K-1K-1K-1K-1K
FMS-10PV	1-1-1-1-1-1-1-1-1-10
FMS-10PW	1-1-1Y-1Y-1K-1K-1K-1K-1K-1K
FMS-10PX	1-1-1-1Y-1Y-1K-1K-1K-1K-1K
FMS-10PY	1-10-10-10-10-1Y
FMS-10PZ	13-13-13-13-13
FMS-10QA	1-1Y-1K-1K-1K-1K-1K-1K-1K-1K
FMS-10QB	10-10-10-10-1K-1
FMS-10QC	1-1-1-1-1-1Y-1K-1K-1K-1B
FMS-10QD	1-1-1K-1Y-1K-1B-1K-1K-2K
FMS-10QE	#10-10-10#-1K-1K-10
FMS-10QF	#10-10-10#-1K-1K-1K-1B
FMS-10QG	6-6-6-9-6-6-6-9-1K-1K
FMS-10QH	6-6-6-9-6-6-6-9-10
FMS-10QI	6-6-6-9-1K-1K-1K-1K-1K-1K
FMS-10QJ	6-6-6-9-6-6-6-9-1-1
FMS-10QK	6-6-6-9-1-1-1-1-1-1
FMS-10QL	1-1-1-1-1-1-10-1-1
FMS-10R	1K-1K-9-10-10-10-1K
FMS-10S	1K-9-9-9-9-9-9-9-1K
FMS-10T	9-9-9-9-9-9-9-9-1K
FMS-10U	10-10-10-2-2
FMS-10V	1B-1B-1B-10-10-10-1B
FMS-10W	90-90-90-90-90
FMS-10X	16K-16K-2-2
FMS-10Y	9-9-9-10-10-10-9
FMS-10Z	1K-1K-1-1-1-1-1-1-1
FMS 14 POLE BASE	
6 POLE	
FMS14-06C	10-10-10-26-26-26-26-26-26-26
11 POLE	
FMS14-11A	1-1-1-1-1-1-1-1-1-1-26-26-26
FMS14-11B	10-10-10-10-1B-1B-1B-26-26-26
FMS14-11C	26-26-26-10-10-10-2-16
12 POLE	
FMS14-12A	1-1-1-1-1-1-1-1-1-1-1-26-26
FMS14-12A1	1K-1K-1K-1K-1K-1K-1K-1K-1K-1K-1K-26-26
FMS14-12B	#10-10-10#--26-26-#10-10-10#
FMS14-12C	1-1-1-1W-26-26-10-10-10-10
FMS14-12D	10-10-10-10-1-1-1K-1K-26-26
FMS14-12E	26-10-10-10-10-1-1-1-1-26
FMS14-12F	10-10-10-10-1B-1B-1B-1B-26-26
FMS14-12G	1B-1B-1B-1B-1B-1B-2B-1B-1B-2B-26-26
FMS14-12H	10-10-10-10-10-10-26-26
FMS14-12L	10-10-10-1-1-1-1-26-26-2KW
13 POLE	
FMS14-13A	1-1-1-1-1-1-1-1-1-1-1-26
FMS14-13B	10-9-10-10-10-9-16-26
14 POLE	
FMS14-14A	1-1-1-1-1-1-1-1-1-1-1-1-1
FMS14-14AC	2K-1-1Y-1B-1W-10R-10Y-10B-10W
FMS14-14AD	1B-1B-1B-1B-1B-1B-10-10-10-10
FMS14-14AE	10-10-10-10-1B-1B-1B-1B-2B
FMS14-14AJ	1-1-1-10-10-10-10-1-1-1
FMS14-14AK	1K-1K-1K-1K-1K-1K-10-10-10-9

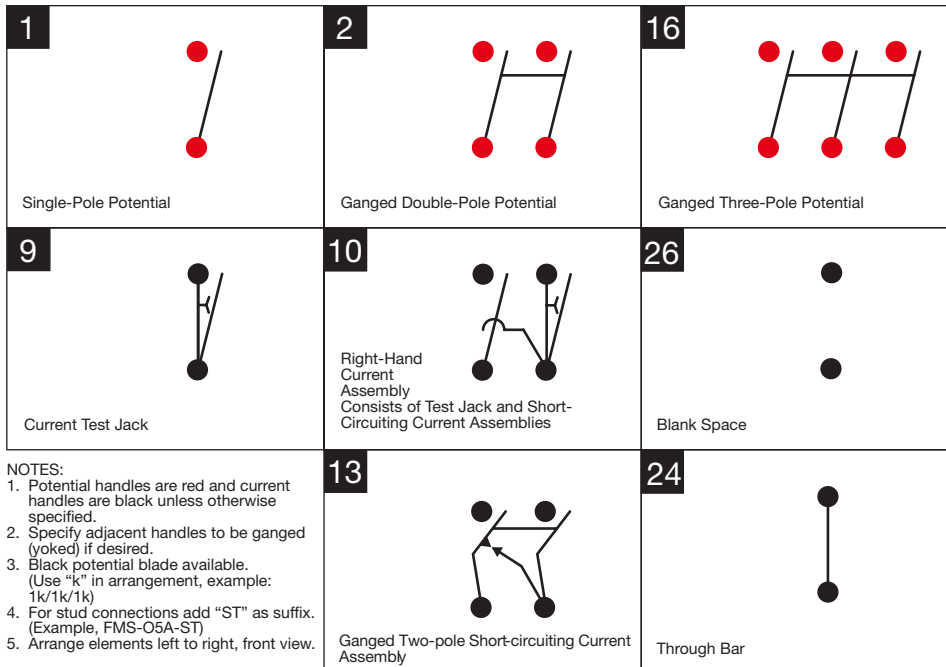
Color Key: k: Black b: Blue g: Green e: Orange r: Red w: White n: Brown y: Yellow

STATES

FRONT VIEW - 14 POLE Cont.

CAT. NO.	ARRANGEMENT	CAT. NO.	ARRANGEMENT
FMS14-14AL	10E-10E-10E-1B-1B-1B-10E-10E-1B	FMS14-14GP	1-1-10-10-10-10-10-10
FMS14-14AM	10E-10E-10E-10E-1B-10E-10E-1B	FMS14-14GQ	1-1-1-1-10-10-10-1-1-1-1
FMS14-14AN	10-10-10-10-2Y-2-1-1	FMS14-14GR	10-10-10-1B-1B-1B-1B-1-1-1Y-1Y
FMS14-14AP	1K-1K-1-1-1K-1K-1K-10-10-10-9	FMS14-14GS	10-10-10-1-1-1Y-1Y-1Y-1Y-1Y-1Y
FMS14-14AQ	1-1-1-1B-1B-1B-10-10-10-10	FMS14-14GT	10-10-10-10-1-1Y-1Y-1Y-1Y-1Y
FMS14-14AR	10-10-10-1K-1K-1K-1K-1-1-1-1	FMS14-14GU	10-10-10-10-1B-1B-1B-1Y-1Y-1Y
FMS14-14AS	13B-13B-13B-1B-1B-1B-1B-1B-1B-1B	FMS14-14GV	10-10-10-1B-1B-1B-1Y-1Y-1Y-1Y-1Y
FMS14-14AT	10-10-10-1-1-1-1-1-1-1-1	FMS14-14GW	10-10-10-1-1-1-1-1K-1K-1K-1K
FMS14-14A1	1K-1K-1K-1K-1K-1K-1K-1K-1K-1K-1K-1K-1K	FMS14-14GX	10-10-10-1-1-1-1-1Y-1Y-1Y-1Y
FMS14-14B	2-2-2-2-2-2-2	FMS14-14H	1K-1K-10-10-10-10-10-1K-1K
FMS14-14C	1-1-1-10-10-10-1-1-1-1-1	FMS14-14J	1K-1K-1G-1Y-1B-1B-1-1-1-1-1-1-1
FMS14-14D	1K-1K-1K-1K-1K-1K-10-10-10-10	FMS14-14K	1K-1K-1K-10-10-10-1K-1-1K-1K-1K
FMS14-14E	10-10-10-10-10-10-1-1	FMS14-14L	1-1-1-1-1B-1B-10-10-10-10
FMS14-14F	10-10-10-10-1-1-1-1-1-1-1	FMS14-14M	1-1-1-10-10-10-1W-1G-1E-1Y-1B
FMS14-14G	10-10-10-10-10-10-10	FMS14-14Q	1-1-1-10-10-10-1-10-1-1
FMS14-14GH	1K-1K-1K-1K-10-10-10-10-1-1	FMS14-14S	#10#-#10#-#10#-1-#10#-#10#-#10#-1
FMS14-14GI	10-10-10-10-1K-1K-1K-1K-1-1	FMS14-14T	1-10-1-10-1-10-1-10-1-1
FMS14-14GK	1-#10-10-10-10-10-10#-1	FMS14-14U	1K-1K-1K-10-10-10-1K-1K-1K-1K-1K
FMS14-14GL	10-10-10-10-1-1-1K-1K-1K-1K	FMS14-14V	1-1-1-10-10-10-10W-1W-1K-1K
FMS14-14GM	10-10-10-10-1B-1B-1B-2	FMS14-14W	1-1-1-1-10-10-10-10-1-1
FMS14-14GN	1-1K-1K-1K-1K-10-10-10-10-9	FMS14-14X	1K-1K-2B-1-1Y-1B-1W-10R-10Y-10B
FMS14-14GO	2K-1E-1E-1E-1E-10R-10Y-10B-10W	FMS14-14Y	1K-1K-1K-10-10-10-10-1K-1K-1K
		FMS14-14Z	1-1-1-1-1-1-10-10-10-10


Refer to chart below for individual elements to customize arrangements not shown on these pages.



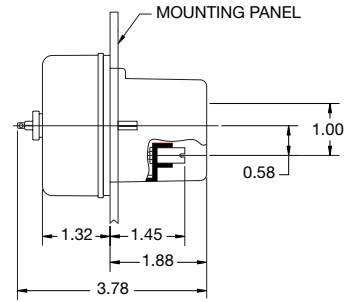
Color Key: **k:** Black **b:** Blue **g:** Green **e:** Orange **r:** Red **w:** White **n:** Brown **y:** Yellow

STATES

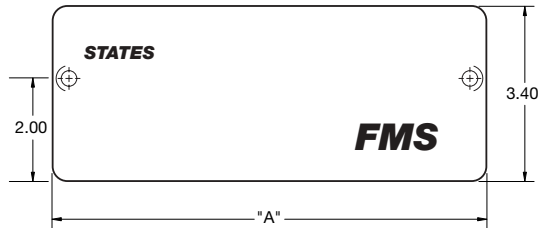
NARROW CLEAR AND BLACK COVERS



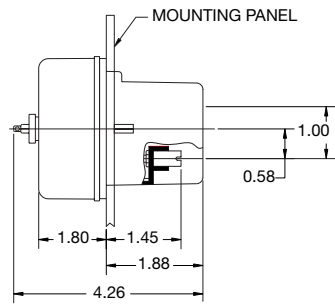
POLE	"A" DIMENSION
10	6.36
14	8.44
30	17.70



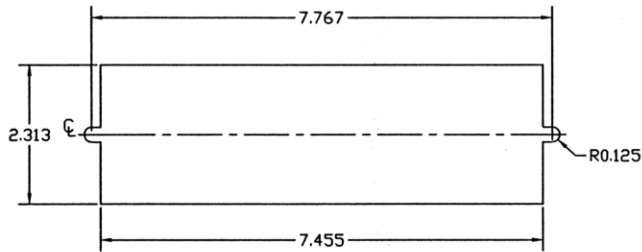
DEEPER, WIDER CLEAR COVER



POLE	"A" DIMENSION
10	6.36
14	8.44
30	17.70

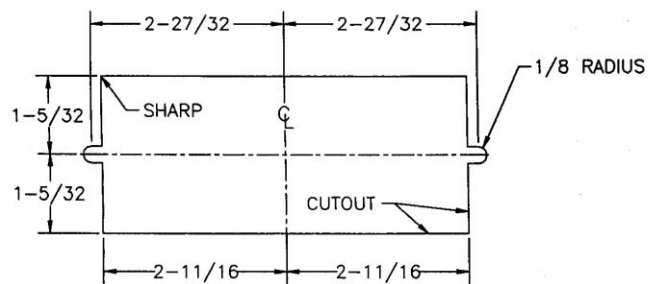


TYPE FMS 14-POLE TEST SWITCH DIMENSIONS (in inches)



Panel cutout for FMS 14-Pole Switch base

TYPE FMS 10-POLE TEST SWITCH DIMENSIONS (in inches)



Panel cutout for FMS 10-Pole Switch base

Color Key: k: Black b: Blue g: Green e: Orange r: Red w: White n: Brown y: Yellow

ORDERING INFORMATION

The catalog numbers under the arrangements on the preceding pages are for FMS Test Switches with screw terminals. The catalog numbers start with the prefix FMS, followed by a number/letter combination. **Example:** FMS-02A.

To order FMS Test Switches with stud terminals

Specify the desired arrangement and add the suffix -ST.
Example: FMS-02A-ST.

To order FMS Test Switches with deeper, wider clear covers

The FMS Test Switches come standard with black covers. To order a deeper, wider clear cover, add the prefix 2 to the part number. **Example:** 2FMS-10A.

To order FMS Test Switches with narrow clear covers

The FMS Test Switches come standard with black covers. To order a narrow clear cover, add the prefix 3 to the part number.
Example: 3FMS-10A

To order clear cover Retro-fit kits

Deeper, wider clear cover Retro-fit kits are available to replace existing black covers. For 10-pole units, use Cat. No. FMSKIT-10 and for 14-pole units, use Cat. No. FMSKIT-14.

To order narrow clear cover Retro-fit kits

Narrow clear cover Retro-fit kits are available to replace existing black covers. For 10-pole units, use Cat. No. FMSKIT-10N and for 14-pole units, use Cat. No. FMSKIT-14N

To order the FMS Lockout Kit

Please use catalog number FMSLOCK-1

SPECIAL ORDERS

Special Arrangements: In addition to the typical arrangements shown on the preceding pages, special arrangements are available. These can be made of any combination of potential or current elements, with a maximum of 10 or 14 poles. For more information, refer to the following example and illustrations on Page 5.

Example: To order a customized, 10 or 14-pole Switch, specify:

Switch Type: STATES Type FMS
No. of poles: 10 or 14-pole Test Switch
Arrangement: 1/10/1/10/1/10/1
Terminal Type: Specify stud or screw terminal
Cover Type: Black, Clear (deeper, wider or narrow)

Handle Colors: The standard colors for handles are red for potential and black for current. Handles are also available in other colors.

To specify non-standard colors, add to the element number the appropriate color code:

Color	Color Code
Black	k
Red	r
Blue	b
Orange	e
White	w
Green	g
Yellow	y
Brown	n

To order a switch with handles in non-standard colors

You must specify the arrangement with colors indicated. For example, to order a 2-pole switch with special handle colors, specify: **Arrangement:** 1k/1k

Ganged handles

You may specify a yoking bar to gang adjacent handles. For example, to order a switch with the adjacent potentials ganged, you must specify: **Gang all potentials**

Ganging/Yoking kits

Available for 2-14 poles. For example, to order a 2-pole Yoking kit use part number: 50548-2. To order a 10-pole Yoking kit, use part number: 50548-10.

OPTIONAL ACCESSORIES

Dual Circuit Plug

By inserting the STATES Dual Circuit Plug (Cat. No. 15000) into the test jack, safe measurement can be made of current transformer secondary current.



Identification card holder

Each handle is slotted for insertion of an identification card for marking or coding. Cards are available under Cat. No. 680001.

Test Paddle

The 10 and 14 pole potential test paddles are feature packed and have been designed to make a test technician's job easier.

Handle – use one hand to connect to test switch
Labeled – locate connector to corresponding switch

Use for STATES FMS Test Switch and ABB FT-1 10 Pole Test Switch.

Cat. No. FTP10 - 10 Pole Test Paddle

Cat. No. FTP14 - 14 Pole Test Paddle



STATES

4271 BRONZE WAY
DALLAS TX 75237-1019 USA
Ph: 1 800 325 4574
Toll Free: 1 214 331 7316
Fax: 1 214 331 7368
Email: states@megger.com
Web: www.statesproducts.com